

**MINUTES OF THE MEETING OF THE PARISH COUNCIL HELD****ON TUESDAY 26th JANUARY 2021 at 7.30pm by VIDEO CONFERENCE**

Present: Cllrs Morris (KM)(Chairman), Rathbone (TR)(Vice-Chairman), Beckham (NB), Lord (SL), Morgan (PM), O'Donoghue (IO'D), Roberts (DR), Ross (CR), Sulej (JS) and Williams (EW)

In attendance: Sharon Jones, Clerk to the Council, Cllr Kolker (CEC) and three members of the public.

01.21.1. Declaration of Interests: There were no interests declared.

2. Apologies for absence: There were no apologies for absence received.

3. Minutes: To approve and sign the Minutes of the meeting on 15th December 2020. Minutes are available on the website at <https://goostrey.info> under the Parish Council Documents menu item.

Motion -Resolved: *The Parish Council accepts the minutes of the Parish Council Meeting on 15th December 2020 as a true record of the meeting.*

4. Cheshire East Council Matters: To receive a report on Cheshire East Council Matters. To deal with any questions by Members relating to the report and any questions by Members notified in advance to the Chairman and the CE Councillor.

- **Business Support Grants** – AK mentioned that Cheshire East was issuing grants to eligible businesses via the Cheshire East Council website.
- **Blocked Gullies** – The gully outside the White House on Main Road, was cleared this morning. AK urged people to report any blocked gullies online.
- **Library** – There is an order and collect service operating at Holmes Chapel Library. Please ring 01477 689550 or email holmeschapel.library@cheshireeast.gov.uk for details.
- **Online Fitness** – Online fitness sessions are available free of charge on the Everybody@Home web page at <https://everybody.org.uk/everybody-on-demand/>.
- **Waste Site** – AK has been assured by the head of planning that the application for the Waste Site on Bridge Lane will be heard at the Strategic Planning Board in February 2021. Cheshire East Planning now has all the information required from the Environment Agency.
- **Councillors Questions**
 - IO'D asked Cllr Kolker if CEC Highways would be looking at the flooding hotspots to see if regular maintenance would stop flooding. AK agreed that there appeared to be no preventative maintenance and that gullies were cleared when there was an issue. He will take this suggestion back to CEC Highways.
 - EW asked Cllr Kolker's opinion of the proposed 4.99% rise in Council Tax. AK agreed that council tax was extortionately high, and the planned increase will increase it further. He said the argument would be presented at the February CEC Meeting.
 - KM commented that the response from the Environment Agency received by the Planning Department should be mentioned in the Planning Officers report. This is usually published a week before the meeting, which would allow the Council to see it. AK and PM will be at the Strategic Planning Board Meeting in February.

5. **Committee Matters:** To receive reports from the Parish Council Committees (all minutes are available at <https://goostrey.info> under the Parish Council Documents menu item).
- i. **Finance Committee 19th January 2021** – available on the website.
 - **Motion 2 - Resolved:** *The Parish Council resolves to approve the report of Actuals vs Budget for Quarter 3 - 2020/21. (Report available in Appendix page 2)*
 - **Motion 3 - Resolved:** *The Parish Council resolved to approve the Unaudited Accounts for Quarter 3 – 2020/21, with the date of the balance of accounts amended to 31st December 2020. (Report available in Appendix page 7)*
 - **Motion 4 - Resolved:** *The Parish Council resolved to approve the minutes of the Finance Committee Meeting on 19th January 2021, and all the motions and actions therein, which are additional to those covered in Motions 2 & 3.*
6. **Planning Matters:** To receive a report from the Planning Committee Meeting on 26th January 2021. KM delivered a report from the meeting. The minutes are available at <https://goostrey.info> .
7. **Financial Payments:** To approve payments in Schedules 01/21. Includes: Salaries & expenses (payment schedules are available at <https://goostrey.info>).
- i. **Kashflow Accounts System** - Cheshire Accountants informed the Clerk that Kashflow is no longer offering 3rd parties discounts on Kashflow Licences. This means that the Parish Council will have to pay Kashflow directly for the licence. The licence is due for renewal on 4th February and given that we are currently reviewing the accounting software it is suggested that we move to monthly payments until such time as we decide. The Monthly fee is £22.50 plus VAT. and the Annual Fee is £245 plus VAT. The monthly payment can be made via the Caxton FX Card.
 - **Motion : Resolved** - *The Parish Council to change to monthly payment for Kashflow Accounting at a cost of £22.50 per month, payable via the Caxton FX card.*
 - ii. **Payment Schedule 01/21**

The Clerk reported that the Plusnet Contract had been renewed at £38.99 per month and increase of £3.00 on the last contract but significant less than the £45.00 plus for out of contract usage.

 - **Motion : Resolved** - *The Parish Council resolved to approve the payments listed on Schedule 01/21.*
8. **Clerk's Report – including Actions from the Last Meeting and Correspondence received** See Appendix 01/21, Item 01.21.08 Clerk's Report, page 1).
- PM commented that the Borrow Pit at Byley would significantly increase the traffic between the HS2 site and the Borrow Pit. It should not affect Goostrey Village, but it may increase traffic on the A50 significantly.
9. **Highways & SpeedWatch** – To receive reports on any items of interest – TR & CR
- i. **Speedwatch Report** - There is no new data to report as Speedwatch Sessions remain suspended and resumption will be considered when the Cheshire East Council area is designated something better than COVID-19 Tier 2.
 - **SDU Data Report** – An initial report from the new SDU at Shearbrook on Main Road is included in the Appendix page 8. TR highlighted that the data could be obtained remotely. The data showed that one car had been driven through the village late a night at nearly 80 mph. Over 70% of vehicles had driven past the SDU

in excess of 30 mph. However, the Police would not send a letter to anyone unless they are travelling at 36 mph and above.

ii. Update on Village Gates and Road Markings Proposal

KM reported that it had been over two years since this investigation started. CEC has now costed the project at £8,000 and it will go to the next meeting of the Congleton Area Highways Group which is expected to be held in the next two months. Both Cllrs Gilbert and Kolker (CEC) have said they will support the proposal at the meeting. TR suggested that it may be possible to get the project fully funded from CEC if the project was phased. KM and TR to investigate further. IO'D asked where the gates would be located. TR indicated that the report stated that gates were not feasible at all the entrances to the village. KM to re-circulate the report to all Councillors.

10. Police Matters To inform the PC of any key recent developments and to answer Councillors' questions - TR. There were no items to report. TR reported that the Police and Crime Commissioner is asking for support to increase in charges of £1.25 per month for a band D property to maintain policing levels as they are, otherwise, the levels of policing will have to be reduced. The model of a named Police Officer, per Parish in Cheshire, is now being proposed for Greater Manchester. The current Chief Constable is retiring, and a replacement is being sought.

11. Transfer of CEC Assets to Town/Parish Councils – To make a decision in principle for the Parish Council to apply to Cheshire East to take over the Bog Bean and other possible assets in the village. KM reported that at a recent meeting with CEC Highways it had been indicated that CEC was reconsidering the transfer of assets to Town and Parish Councils. At this stage this was purely an investigation, as any potential transfer of assets to the Parish Council would be subject to conditions and consultation with residents.

Motion: Resolved: *The Parish Council resolved to decide, in principle, to apply to transfer the Bog Bean from Cheshire East Council to the Parish Council subject to would be subject to conditions and consultation with residents.*

TR suggested that the Amenities Committee investigate other areas in the village for potential transfer to the Parish Council and present them to the Parish Council at the February meeting.

13. Minor Items & Items for the Next Agenda: To take any points from Members and to note urgent items of interest.

- KM confirmed that the VHPFF would be presenting the status of the proposal for a new Bowling Hut at the March 2021 meeting.

14. Date of Next Meeting: To confirm the date of the next Meeting – 23rd February 2021.

15. Closure of Meeting: The Chairman closed the meeting at 20:20.

Public Session

A member of the public from another council commented that the transfer of assets from Cheshire East Council can come with very constricting legal agreements.

The Vicar commented that she was currently running all meetings and services online and was trying to keep in touch with parishioners who were unable to access these events. She was in touch with the Methodist Minister.

Minutes of the meeting remain draft until approved at the next meeting of the Council.

APPENDIX 01/21**ITEM 01.21.08. - CLERK'S REPORT****Actions from Last Meeting**

- a. Borrow Pit at Byley - AK to forward information he has been sent by the Planners to the Clerk for distribution to the councillors - **Completed**

Correspondence

- a. Scottish Power Goostrey PC Festive MPAN 1300060124071 UMS - Certificate Packs
16/12/2020
- b. WHITTAKER, Lawrence Council Approval of Taxbase 2021/22 16/12/2020 23 KB
- c. WHITTAKER, Lawrence RE: Precept request form for Goostrey Parish Council for 2021/22
- d. SLCC SLCC Daily Digest - 17/12/2020 17/12/2020
- e. Joshua Britcher RE: Insurance Query 21/12/2020
- f. CCA/Acre: Important Updated Information on Re-opening Village and Community Halls
21/12/2020
- g. Chalc speeding questionnaire 21/12/2020
- h. Resident - Parking on grass verge - Main Road Goostrey 23/12/2020
- i. PCSO Chadwick RE: [EXTERNAL] FW: Parking on grass verge - Main Road Goostrey 02/01/2021
- j. CEC Highways [OFFICIAL] RE: Mill Lane Bridge, Goostrey 04/01/2021 51 KB
- k. Chalc FW: Town and Parish Engagement Sessions - Cheshire East Council - Place Directorate
04/01/2021
- l. CCA/ACRE Business Support Grant Scheme 07/01/2021
- m. CEC Covid-19 Members' Briefing - 8 Jan 2021 08/01/2021
- n. St Luke's Church -Reciept for Donation for Christmas Lights Mon 11/01
- o. Resident Re: Large puddle on Main Road Mon 11/01
- p. Andrew Kolker(Councillor) FW: Byley. Borrow Pit for HS2 Tue 12/01
- q. Police Crime Commissioner Letter from Police & Crime Commissioner Tue 12/01
- r. Came and Co - Renewals Goostrey Parish Council - Pre-Renewal Message Wed 13/01
- s. Resident Objection to Planning Application 20/5783C Fri 15/01
- t. ChALC Weekly Bulletin 15.01.2021 Fri 15/01
- u. NALC ONLINE EVENTS
- v. COMMUNICATIONS CHESHIRE EAST Storm Christoph – Flood risk preparations

ITEM 1.21.05. i) GOOSTREY PARISH COUNCIL Budget vs Actuals Quarter 3 2020-21

at 14th January 2021

SUMMARY	Actual Q3 2019/20	Actual Q3 2020/21	Budget 2020/21	% Budget
Total Income	£59,150.24	£57,352.04	£65,637.00	87.38%
Projected Spend	£32,979.16	£35,819.65 *	£67,137.00	53.35%
Excess over budget	£26,171.08	£21,532.39	-£1,500.00	

*includes £13,000 for Recharge 2020/21 to be moved to reserves to be paid in 2021/22

£1500 caretaker services pay added to budget

RECEIPTS	Actual Q3 2019/20	Actual Q3 2020/21	Budget 2020/21	% Budget
Adjustment				
4405 Precept Payment	£44,012.00	£44,012.00	£44,012.00	100.00%
Village Hall Lettings	£13,582.10	£1,529.42	£20,000.00	7.65%
4006 Performing Rights Recharge	£137.55	£15.30	£225.00	6.80%
4450 Bank interest	£716.55	£451.32	£600.00	75.22%
4407 Lunch Ticket Sales	£693.00	£0.00	£800.00	0.00%
4475 Exceptional income	£0.00	£11,344.00	£0.00	0.00%
Pay phone	£9.04	-	-	
TOTAL RECEIPTS	£59,150.24	£57,352.04	£65,637.00	90.12%
PAYMENTS				
3003 VAT payment	£375.49			
3005 PAYE account	£57.88			

May achieve 10% of target

Will not be achieved but unlikely to affect budget as invoice for this year is approximately the same

Bank rates reduced unlikely to achieve target

Event cancelled

Covid 19 Small Business Grant plus Nov 2020 lockdown grant ring fenced to support VH

Additional grants expected for Jan/Feb 2021

VAT reclaim to be submitted for Q3 2020/21

Parish Council	Actual Q3 2019/20	Actual Q3 2020/21	Budget 2020/21	% Budget		
Administration						
7601 Audit and accountancy	£760.00	£770.00	£800.00	96.25%	underspend	£30.00 estimate for year
7901 Bank Charge	£25.00	£216.66	£25.00	866.64%	overspend	£300.00 estimate for year
7510 Computer	£364.50	£108.58	£300.00	36.19%	underspend	£14.00 estimate for year
7502 Telephone & Broadband	£279.18	£312.51	£450.00	69.45%	underspend	£50.00 estimate for year
7602 Website	£300.00	£300.00	£375.00	80.00%	underspend	£75.00 estimate for year
7504 Office supplies/printing/postage	£715.38	£477.15	£1,000.00	47.72%	underspend	£800.00 estimate for year
8204 Insurance	£0.00	£0.00	£900.00	0.00%	underspend	£200.00 estimate for year
7603 Legal & Professional Fees	£40.00	£0.00	£1,250.00	0.00%	underspend	£1,250.00 estimate for year
7605 Subscriptions	£882.00	£897.50	£1,000.00	89.75%	overspend	£78 estimate for year
7050 Councillors Expenses & General Expenses	£0.00	£0.00	£100.00	0.00%	underspend	£100.00 estimate for year
7512 Accounting system	£0.00	£0.00	£312.00	0.00%		Licence purchase in February 2021
7550 Parish Magazine	£250.00	£250.00	£280.00	89.29%	underspend	£30.00 estimate for year
7580 General	£75.95	£0.00	£200.00	0.00%		use to fund £200 LCAS Award Fees (Quality & Quality Gold)
TOTAL Administration	£3,692.01	£3,332.40	£6,992.00	47.66%		
Donations/Grants						
7401 Goosfest				0.00%		
7402 Roseday				0.00%		
7403 FOGS				0.00%		
7404 Goostrey Archive				0.00%		
7405 Guides/Scouts				0.00%		
7406 Homewatch				0.00%		
7407 Friends of BB Lane PF				0.00%		
7408 s137 - Donations & Grants	£2,257.00	£2,360.00	£6,200.00	36.40%		incl Hand Sanitizer, U3A, RBL & Food Bank
TOTAL Donations	£2,257.00	£2,360.00	£6,200.00	38.06%	underspend	£3,840.00
Salary & Expenses						
7016 Clerk's Expenses	£0.00	£0.00	£100.00	0.00%	underspend	£100.00
7000 Clerks Salary (£12.39 per hour)	£9,042.73	£9,785.43	£13,500.00	72.48%	underspend	£339.57 end of 3rd Quarter
7006 Employers NIC for Clerk	£523.84	£479.19	£1,000.00	47.92%	underspend	£270.81 end of 3rd Quarter
7015 Training	£220.00	£237.44	£500.00	47.49%	underspend	£137.56 end of 3rd Quarter
TOTAL Salary & Expenses	£9,786.57	£10,502.06	£15,100.00	69.55%		
TOTAL PARISH COUNCIL	£15,735.58	£16,194.46	£28,292.00	57.24%		

Amenities	Actual Q3 2019/20	Actual Q3 2020/21	Budget 2020/21	% Budget
Maintenance - Village				
5000 Village maintenance - Grass Cutting	£1,385.90	£1,697.56	£2,065.00	82.21%
5010 Noticeboards & Benches Repairs	£1,048.73	£33.33	£850.00	3.92%
5001 Graveyard Maintenance	£2,483.23	£2,024.91	£3,000.00	67.50%
5003 Rose Day Stand & Toilets	£20.00	£0.00	£750.00	0.00%
TOTAL Maintenance - Village	£4,937.86	£3,755.80	£6,665.00	56.35%
Parish Projects				
5760 Speedwatch	£400.00	£150.00	£800.00	18.75%
5750 Senior Citizens' Lunch	£1,675.48	£0.00	£900.00	0.00%
5750 Christmas Lights (BB & St Lukes)	£592.46	£0.00	£750.00	0.00%
6202 Planters/plants	£588.48	£0.00	£1,000.00	0.00%
6203 VE Day 75th Anniversary Event	-	£0.00	£500.00	0.00%
TOTAL Parish Projects	£3,256.42	£150.00	£3,950.00	3.80%
TOTAL Amenities	£8,194.28	£3,905.80	£10,615.00	36.80%

	Estimates	
	1697.58	
Works at Church Bank incl bollard. Estimate to install new bench is £397 not incl	397	
	2024.91	
Will not be spent this year	0	
	TOTAL	£4,119.49 plus actual
	Estimate Year end	4573.32
	Estimates	
	400	
SDU on BB Lane inspection cost. Estimate Battery changes £400	1000	
£1000 moved to Donations for Congleton food bank donation	200	
Christmas Lights Switch on Cancelled.	£1,150	
Two gabion planters to be purchased for Church Bank Corner for £1150 not included	200	
donate £200 to RBL in Nov 2020 not included	TOTAL	£2,950.00 plus actual
	Estimated Year end	£3,100.00
	Amenities Total Estimated Year end	£7,673.32
	underspend of	£2,941.68

Village Hall	Actual Q3 2019/20	Actual Q3 2020/21	Budget 2020/21	% Budget
VH Expenses				
5004 VH Improvements	£280.88	£145.00	£1,000.00	14.50%
5005 VH Recharge	£0.00	£0.00	£13,000.00	0.00%
5006 VH Performing Rights	191.12	£14.39	£225.00	6.40%
5008 VH General Maintenance	£872.01	£987.15	£1,500.00	65.81%
5007 VH School Kitchen Hire fee	£44.00	£0.00	£125.00	0.00%
VE Day Celebration Event	-	£0.00	£300.00	0.00%
TOTAL VH Expenses	<u>£1,388.01</u>	<u>£1,146.54</u>	<u>£16,150.00</u>	7.10%
VH Salary & Expenses				
7001 VH Supervisor Salary (£10.00 hr)	£3,808.48	£130.05	£6,000.00	2.17%
7010 Staff Expenses	£137.59	£10.07	£200.00	5.04%
7012 Caretaker Services Pay	£1,037.81	£0.00	£1,500.00	0.00%
7005 VH Clerk Salary (£12.39 per hr)	£982.94	£999.36	£1,218.00	82.05%
7002 VH Cleaner Salary (£10.00 hr)	£1,694.47	£0.00	£3,162.00	0.00%
TOTAL VH Salary & Expenses	<u>£7,661.29</u>	<u>£1,139.48</u>	<u>£12,080.00</u>	9.43%
TOTAL Village Hall	<u>£9,049.30</u>	<u>£2,286.02</u>	<u>£28,230.00</u>	8.10%

suggest we try to purchase as much of the COVID sanitiser, soap, cleaning materials and ppe out of this years budget and use the £2000 spare in the alternative budget for this year if necessary.

Consider reducing to £10,000 (no Rates £2000, lower bills)

VH Cleaning costs & border clearance

£200 moved to Donations for RBL donation

saving of £4,369.95 £6,000.00 year estimate
mobile phone

Inserted budget figure(not previously included)

On target

saving of £2,371.50 £3,162.00 year estimate

increased by £1500 to show Caretaker Services pay
which is part of VH Income

Spend from Reserves	Actual Q3 2020/21	Budget 2020/21	
Hall & Lounge Lighting projects	£2,658.00	£3,000.00	88.60%
Election Fee	£0.00	£7,000.00	0.00%
Recharge for 2018/19	£0.00	£2,767.01	0.00%
9502 VH Recharge for 2019/20	£0.00	£13,000.00	0.00%
9501 VH Capital Projects	£2,019.98	£2,019.98	100.00%
Bar Servery	£12,988.00	£15,000.00	86.59%
New SDU	£0.00	£3,000.00	0.00%
Village Planters (TBC)	£0.00	£5,000.00	0.00%
New Bench	£0.00	£850.00	0.00%
VH Floor Refurbishment	£0.00	£2,000.00	0.00%
Office & Committee Room Windows	£0.00	£4,000.00	0.00%
Loft Stairs and extended boarded area	£0.00	£4,800.00	0.00%
TOTAL Village Hall	£17,665.98	£59,436.99	

Underspend £342.00 COMPLETED

Unpaid landlord & tenant maintenance

To be paid and refund for overcharge on council tax to be applied

New PC, UPS & LED Ceiling Lights (not in budget)

Under budget by £2012 COMPLETED

Ordered due for installation in January 2021

See 3 year budget

Maximum estimate for Bench purchase £678.00 + VAT. Installation to be paid out of Amenities Budget

Move to 2021/22 and include in £13000 recharge (to be put into budget for 21/22)

Move to 2022/23 or into longer term plan

Move to 2021/22



Goostrey Parish Council
Unaudited Accounts
1st April 2020 to 31st December 2020

RECEIPTS

Adjustment	
Precept Payment	£44,012.00
V. Hall Lettings incl VAT	£1,529.42
Bank Interest	£451.32
Lunch Ticket Sales	£0.00
Performing Rights	£15.30
Exceptional Income	£11,344.00
	£57,352.04

PAYMENTS

PAYE Control	£57.88
VAT Control	£375.49

Administration	£2,562.40
Audit	£770.00
Donations/Sponsorship	£2,360.00
Maintenance - around Village	£3,755.80
Miscellaneous Items	£0.00
Parish Projects	£150.00
Salary & Expenses - Parish Council	£10,502.06
V.Hall expenses	£1,146.54
V.Hall Salary & Expenses	£1,139.48
	£22,819.65

Excess of Receipts over Payments **£34,532.39**

Balance at 01/04/20	£157,803.81
Excess of Receipts over Payments	plus £34,532.39
Less spend from General Reserves	less £0.00
Less spend from Capital Reserves	less £17,665.98
Balance of accounts at 31/12/20	£174,670.22

General Reserves (incl Current Account)	£131,468.94
Capital Reserves	£43,201.28
Total Reserves	£174,670.22

Represented by	
Current Account	£25,997.35
Deposit Account (General Reserves)	£30,373.42
Santander Account	£77,166.86
Skipton Building Soc	£40,865.83
Caxton FX Prep Paid Card Credit	£266.76
	£174,670.22

ITEM 01.21.09 - HIGHWAYS & SPEEDWATCH
i. SPEEDWATCH - SDU DATA REPORT

Traffic Report

Traffic Overview from Fri Jan 15 2021 to Tue Jan 19 2021

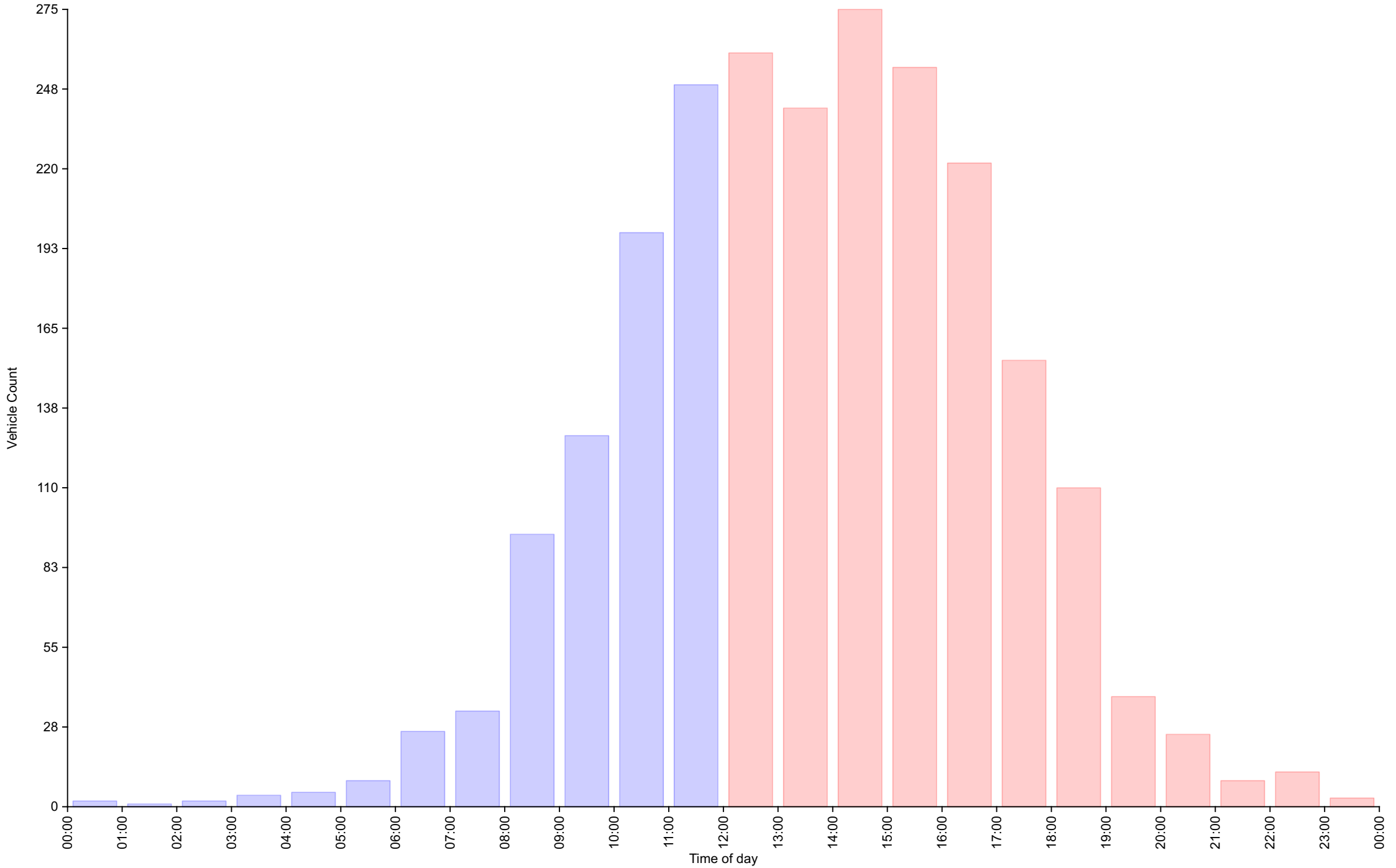
Vehicle Speed Classes (Mph)

	<15	15 20	20 25	25 30	30 35	35 40	40 45	45 50	50 55	55 60	60 65	65 70	>70	Total	85th Percentile
00:00	0	0	0	0	1	0	0	0	0	0	0	0	1	2	60.6
01:00	0	0	0	0	0	1	0	0	0	0	0	0	0	1	38.3
02:00	0	0	0	0	2	0	0	0	0	0	0	0	0	2	32.8
03:00	0	0	0	1	0	1	2	0	0	0	0	0	0	4	40.4
04:00	0	0	0	2	0	0	1	2	0	0	0	0	0	5	46.5
05:00	0	0	0	1	4	1	3	0	0	0	0	0	0	9	39.4
06:00	0	0	1	5	6	9	4	1	0	0	0	0	0	26	39.4
07:00	0	1	0	8	13	9	2	0	0	0	0	0	0	33	37.0
08:00	0	0	0	13	53	23	3	2	0	0	0	0	0	94	36.4
09:00	0	0	3	28	68	24	5	0	0	0	0	0	0	128	35.5
10:00	0	4	10	46	97	37	3	1	0	0	0	0	0	198	35.1
11:00	0	1	10	65	130	35	8	0	0	0	0	0	0	249	34.6
12:00	0	3	6	58	150	33	10	0	0	0	0	0	0	260	34.3
13:00	0	0	11	61	127	39	3	0	0	0	0	0	0	241	34.5
14:00	0	0	8	72	135	55	5	0	0	0	0	0	0	275	35.0
15:00	0	0	4	73	130	41	6	1	0	0	0	0	0	255	35.0
16:00	0	1	9	55	112	37	7	0	1	0	0	0	0	222	35.3
17:00	0	0	3	37	83	21	9	1	0	0	0	0	0	154	34.7
18:00	1	3	0	21	58	20	4	3	0	0	0	0	0	110	35.6
19:00	0	0	0	4	22	10	1	0	1	0	0	0	0	38	37.4
20:00	0	0	0	6	12	3	2	2	0	0	0	0	0	25	37.0
21:00	0	0	0	2	3	3	1	0	0	0	0	0	0	9	37.8
22:00	0	0	1	4	2	5	0	0	0	0	0	0	0	12	36.2
23:00	0	0	0	0	1	1	0	0	0	0	0	1	0	3	51.9
AM Total	0	6	24	169	374	140	31	6	0	0	0	0	1		
PM Total	1	7	42	393	835	268	48	7	2	0	0	1	0		
Total	1	13	66	562	1209	408	79	13	2	0	0	1	1		
Percent	0.04%	0.55%	2.80%	23.86%	51.34%	17.32%	3.35%	0.55%	0.08%	0.00%	0.00%	0.04%	0.04%		

Total Vehicles : 2355
 30th Percentile : 29.3 MPH
 50th Percentile : 30.9 MPH
 85th Percentile : 35.3 MPH
 95th Percentile : 38.5 MPH
 Average Speed : 31.8 MPH
 Highest Speed : 72.5 MPH

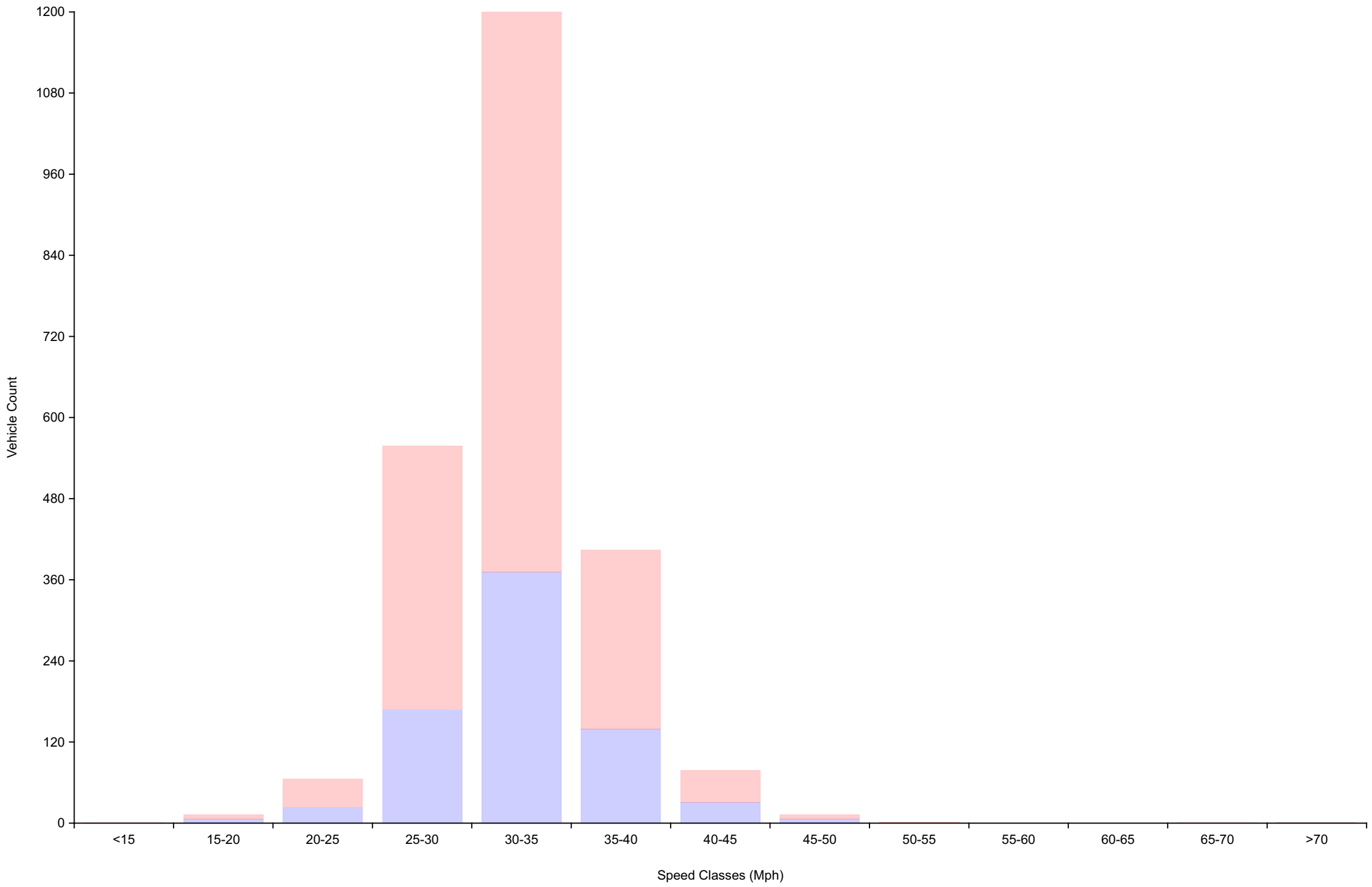
Vehicle Counts By Hour

Traffic Overview from Fri Jan 15 2021 to Tue Jan 19 2021
(60 Minute Resolution)



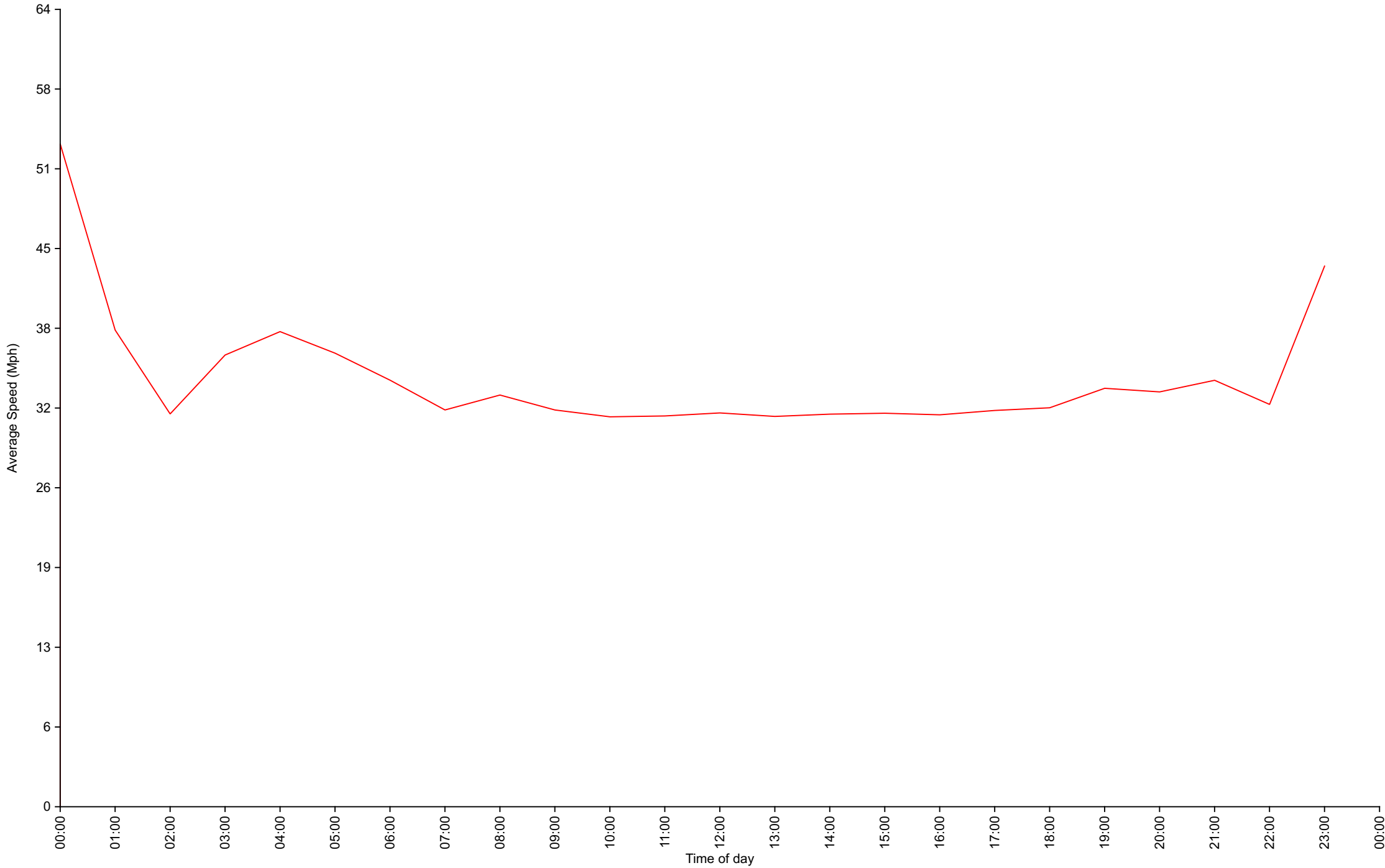
Vehicle Counts By Speed Class

Traffic Overview from Fri Jan 15 2021 to Tue Jan 19 2021



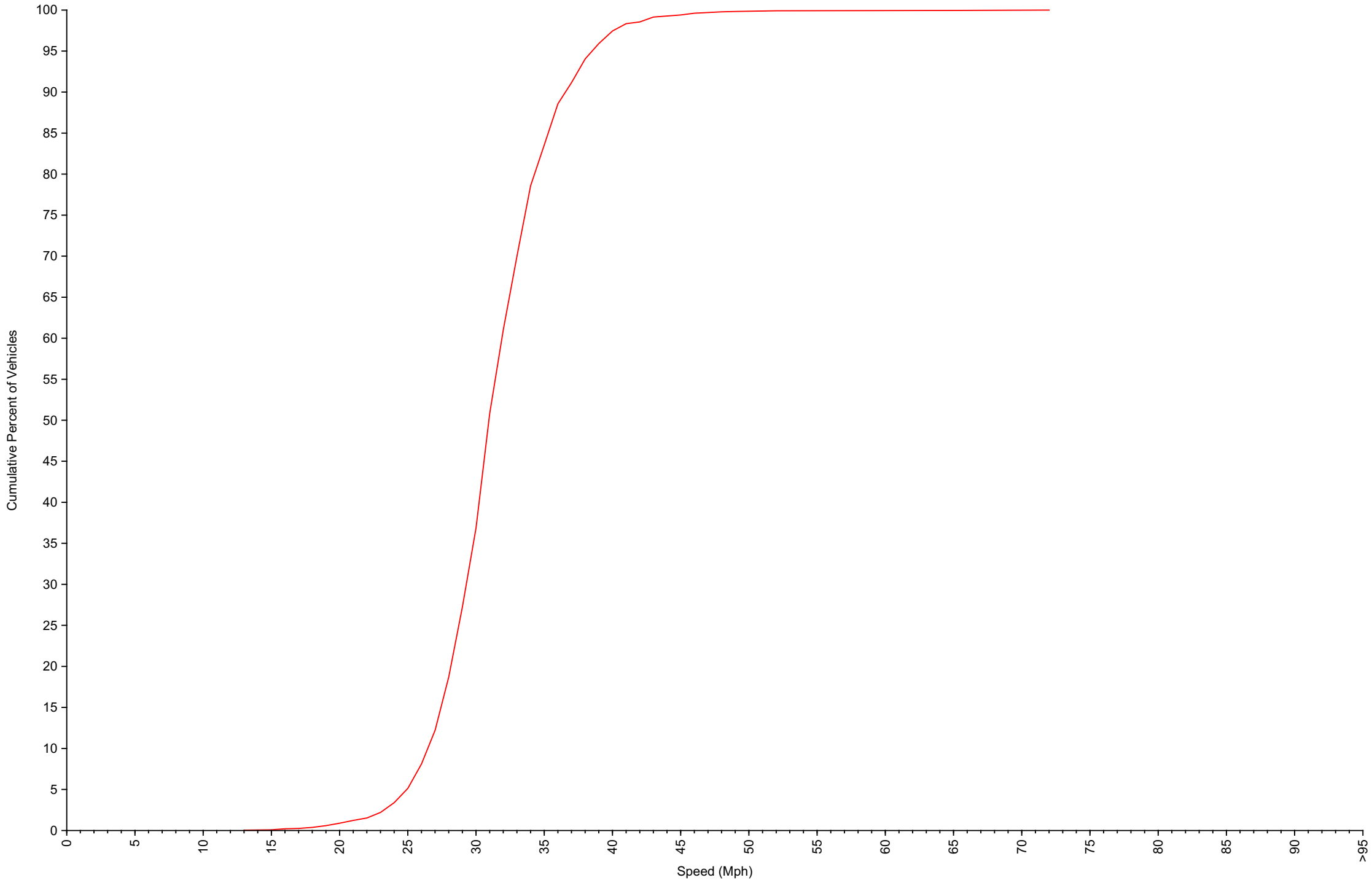
Average Speed By Hour

Traffic Overview from Fri Jan 15 2021 to Tue Jan 19 2021
(60 Minute Resolution)



Cumulative Speed Distribution Curve

Traffic Overview from Fri Jan 15 2021 to Tue Jan 19 2021



Daily Overview for Fri Jan 15 2021

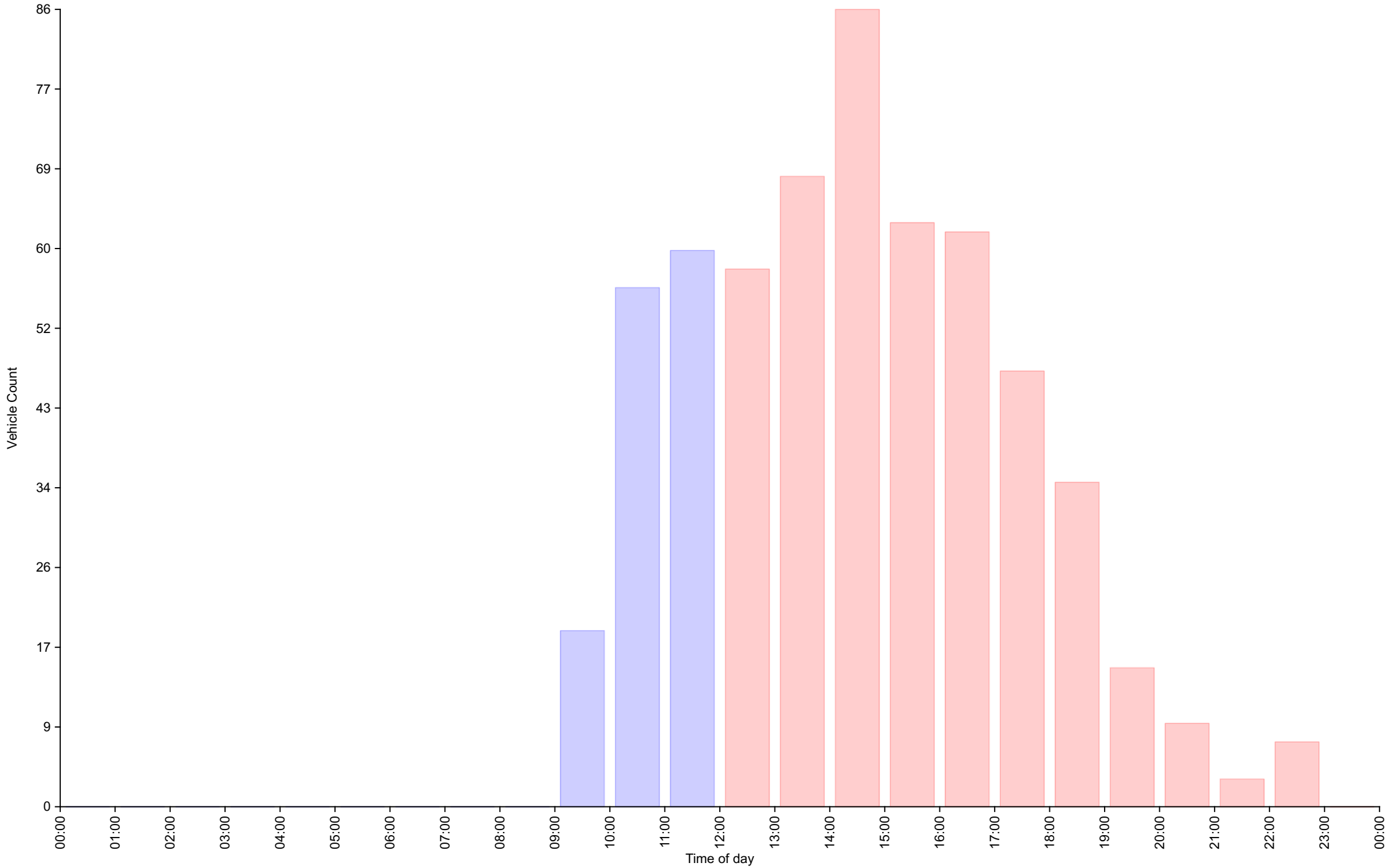
Vehicle Speed Classes (Mph)

	<15	15 20	20 25	25 30	30 35	35 40	40 45	45 50	50 55	55 60	60 65	65 70	>70	Total	85th Percentile
00:00	0	0	0	0	0	0	0	0	0	0	0	0	0	0	0.0
01:00	0	0	0	0	0	0	0	0	0	0	0	0	0	0	0.0
02:00	0	0	0	0	0	0	0	0	0	0	0	0	0	0	0.0
03:00	0	0	0	0	0	0	0	0	0	0	0	0	0	0	0.0
04:00	0	0	0	0	0	0	0	0	0	0	0	0	0	0	0.0
05:00	0	0	0	0	0	0	0	0	0	0	0	0	0	0	0.0
06:00	0	0	0	0	0	0	0	0	0	0	0	0	0	0	0.0
07:00	0	0	0	0	0	0	0	0	0	0	0	0	0	0	0.0
08:00	0	0	0	0	0	0	0	0	0	0	0	0	0	0	0.0
09:00	0	0	0	1	14	3	1	0	0	0	0	0	0	19	35.1
10:00	0	1	1	13	28	13	0	0	0	0	0	0	0	56	34.9
11:00	0	0	1	18	32	9	0	0	0	0	0	0	0	60	34.0
12:00	0	1	2	11	36	7	1	0	0	0	0	0	0	58	33.9
13:00	0	0	2	22	30	12	2	0	0	0	0	0	0	68	35.5
14:00	0	0	1	29	43	13	0	0	0	0	0	0	0	86	34.0
15:00	0	0	1	12	34	14	2	0	0	0	0	0	0	63	36.1
16:00	0	0	3	18	30	10	1	0	0	0	0	0	0	62	35.7
17:00	0	0	0	10	28	7	2	0	0	0	0	0	0	47	34.3
18:00	0	0	0	8	18	7	1	1	0	0	0	0	0	35	35.9
19:00	0	0	0	2	9	4	0	0	0	0	0	0	0	15	37.3
20:00	0	0	0	2	5	1	0	1	0	0	0	0	0	9	34.6
21:00	0	0	0	0	1	2	0	0	0	0	0	0	0	3	36.9
22:00	0	0	0	2	2	3	0	0	0	0	0	0	0	7	37.0
23:00	0	0	0	0	0	0	0	0	0	0	0	0	0	0	0.0
AM Total	0	1	2	32	74	25	1	0	0	0	0	0	0		
PM Total	0	1	9	116	236	80	9	2	0	0	0	0	0		
Total	0	2	11	148	310	105	10	2	0	0	0	0	0		
Percent	0.00%	0.34%	1.87%	25.17%	52.72%	17.86%	1.70%	0.34%	0.00%	0.00%	0.00%	0.00%	0.00%		

Total Vehicles : 588
 30th Percentile : 29.3 MPH
 50th Percentile : 30.9 MPH
 85th Percentile : 34.9 MPH
 95th Percentile : 37.9 MPH
 Average Speed : 31.7 MPH
 Highest Speed : 48.6 MPH

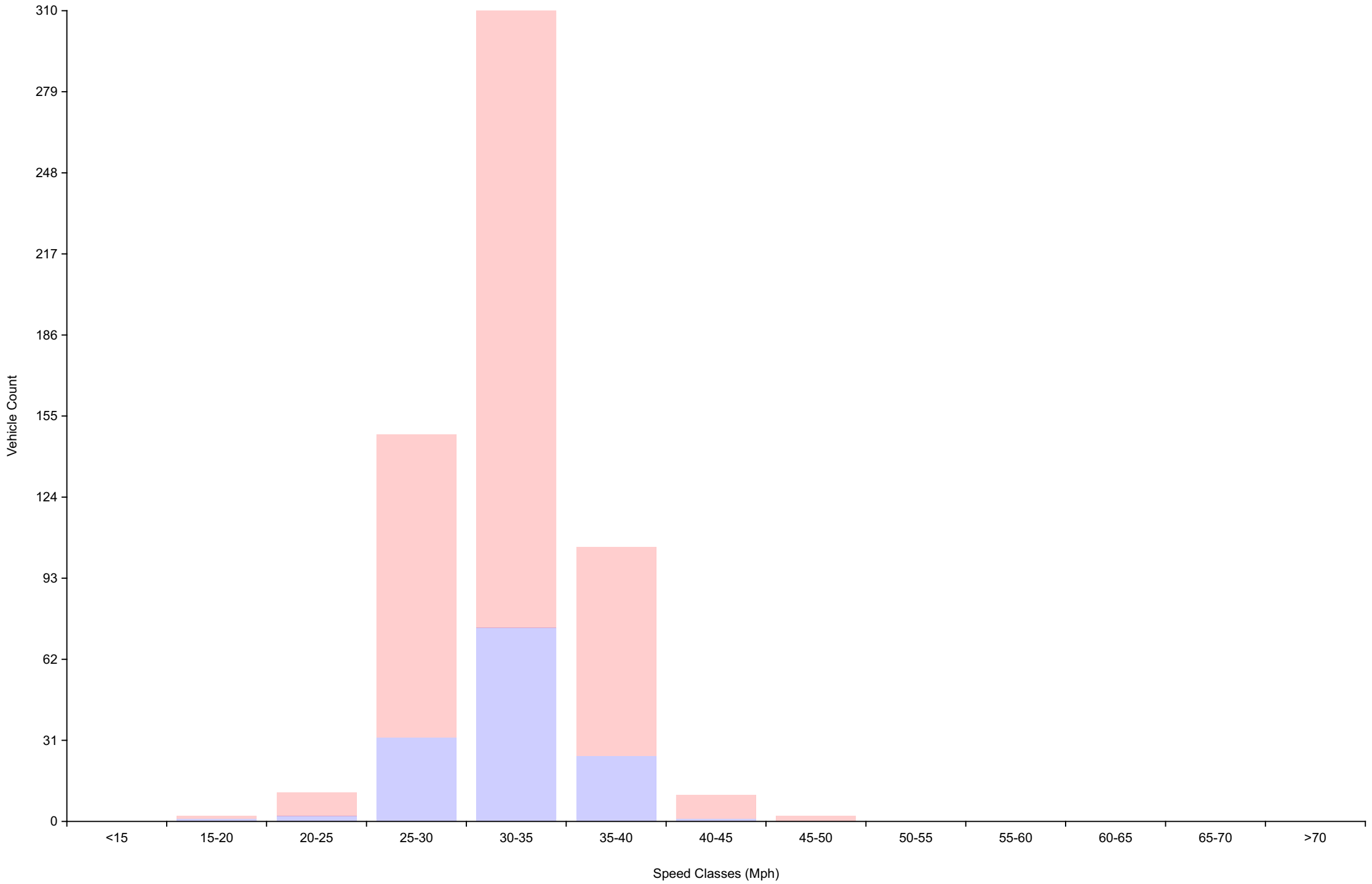
Vehicle Counts By Hour

Daily Overview for Fri Jan 15 2021
(60 Minute Resolution)



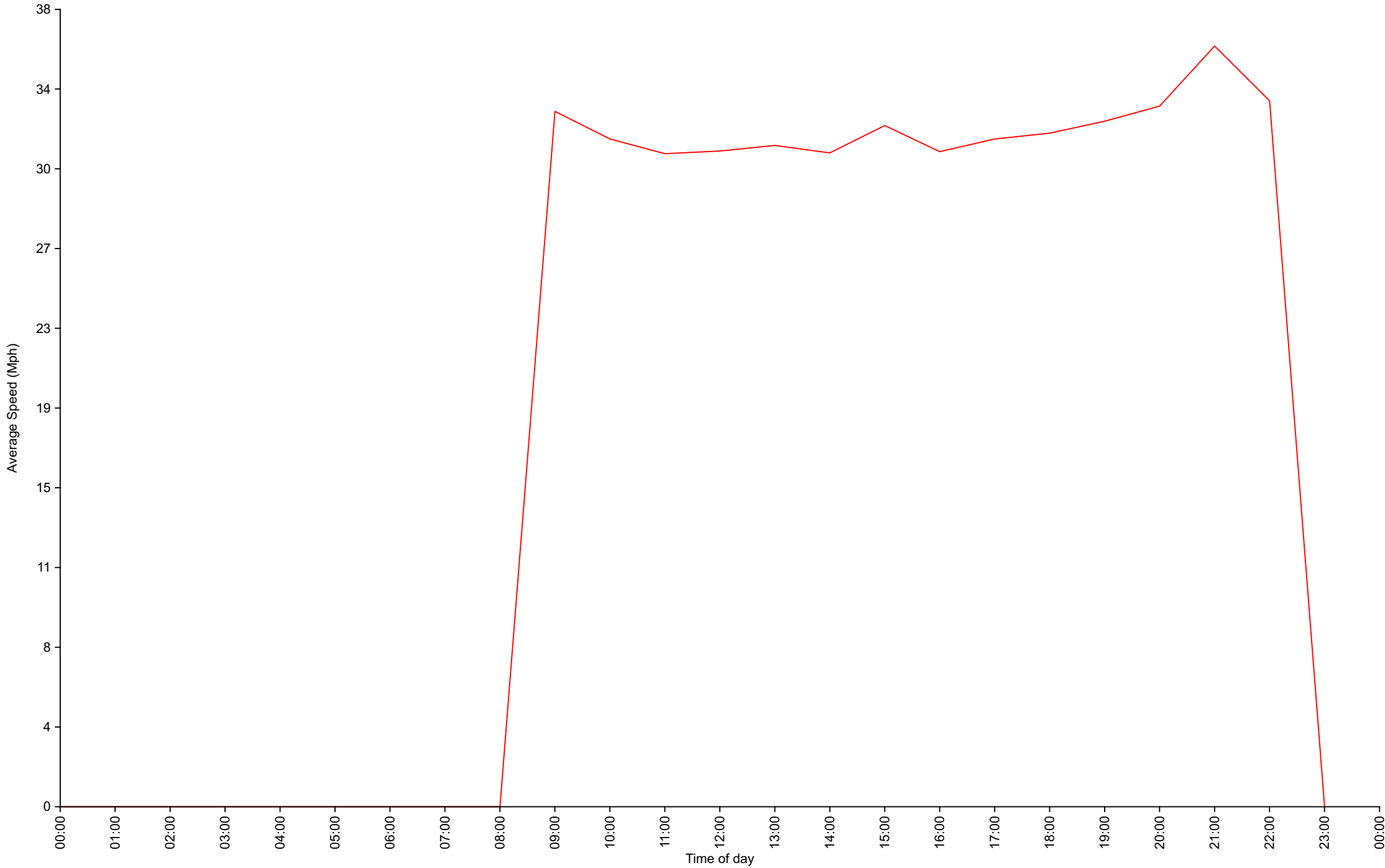
Vehicle Counts By Speed Class

Daily Overview for Fri Jan 15 2021



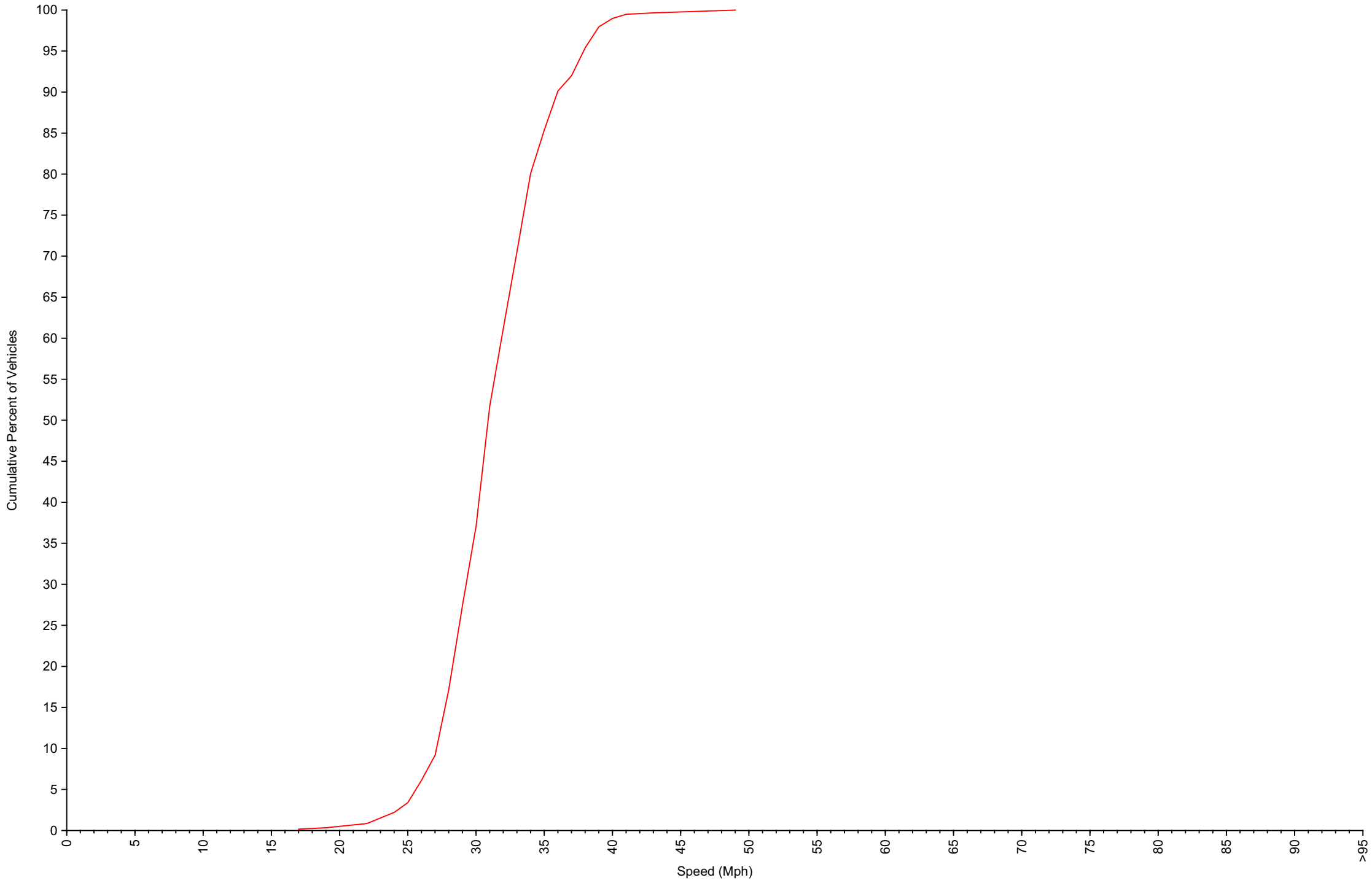
Average Speed By Hour

Daily Overview for Fri Jan 15 2021
(60 Minute Resolution)



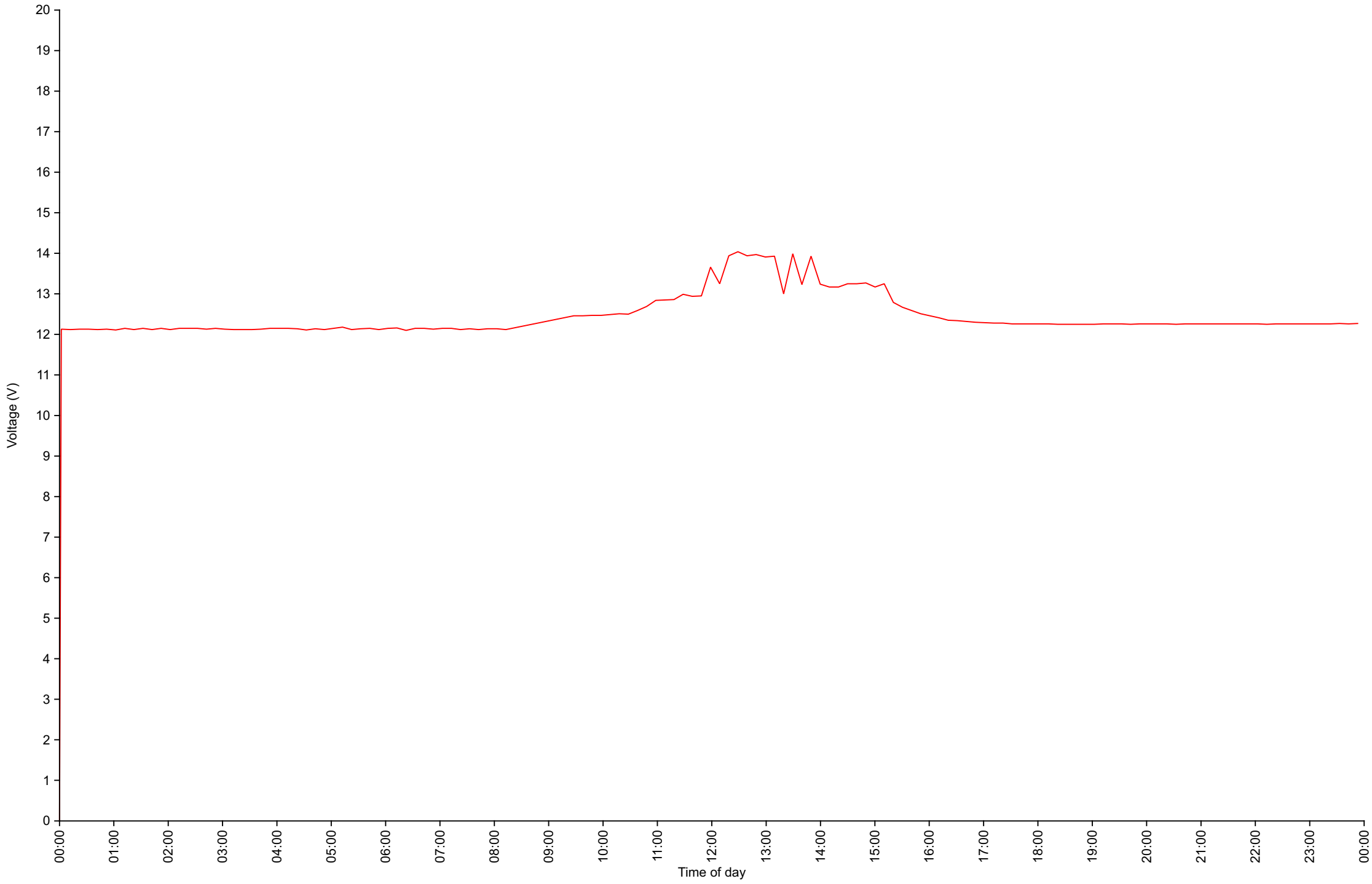
Cumulative Speed Distribution Curve

Daily Overview for Fri Jan 15 2021



Voltage

Daily Overview for Fri Jan 15 2021



Daily Overview for Sat Jan 16 2021

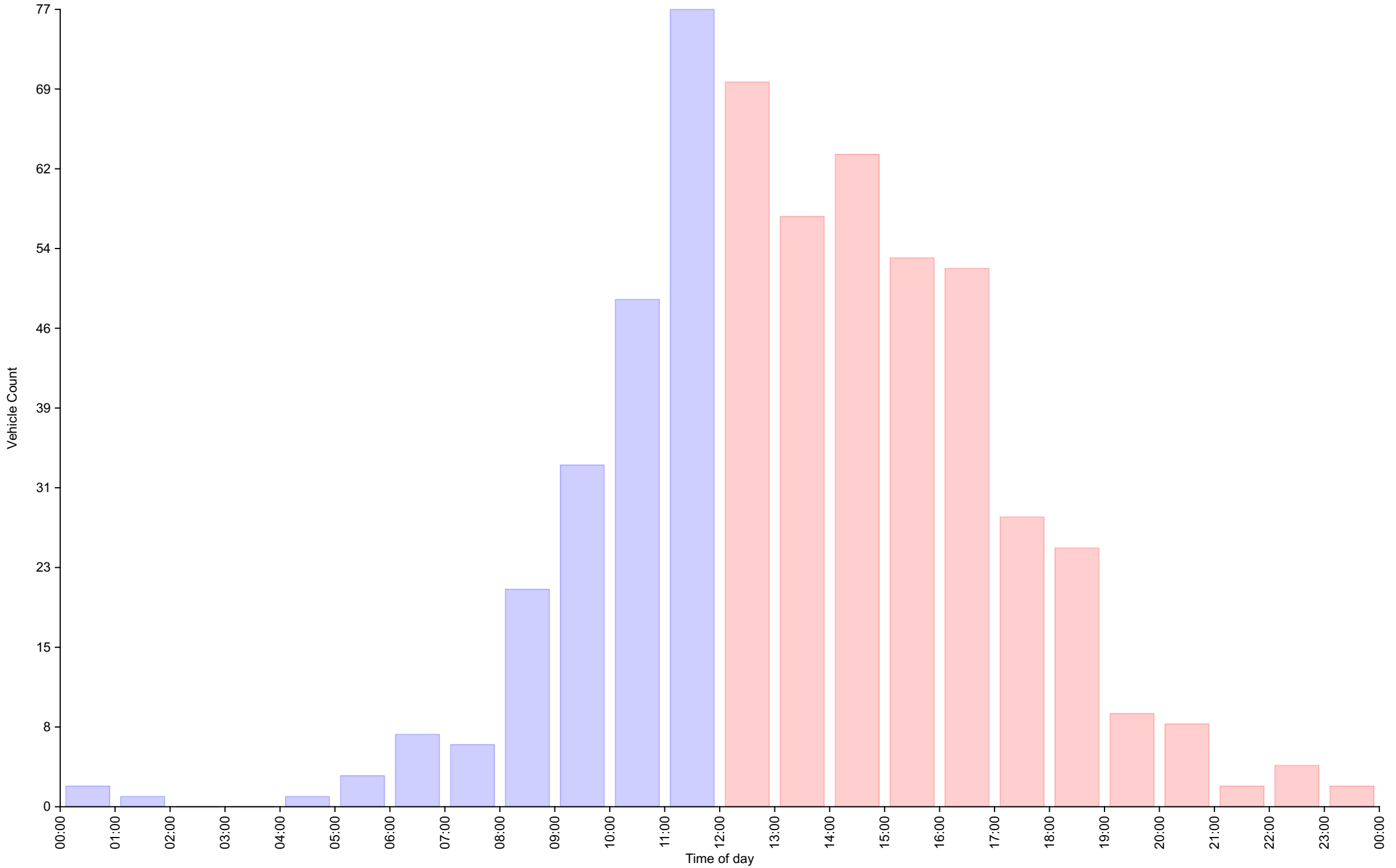
Vehicle Speed Classes (Mph)

	<15	15 20	20 25	25 30	30 35	35 40	40 45	45 50	50 55	55 60	60 65	65 70	>70	Total	85th Percentile
00:00	0	0	0	0	1	0	0	0	0	0	0	0	1	2	60.6
01:00	0	0	0	0	0	1	0	0	0	0	0	0	0	1	38.3
02:00	0	0	0	0	0	0	0	0	0	0	0	0	0	0	0.0
03:00	0	0	0	0	0	0	0	0	0	0	0	0	0	0	0.0
04:00	0	0	0	0	0	0	1	0	0	0	0	0	0	1	39.9
05:00	0	0	0	0	2	0	1	0	0	0	0	0	0	3	39.0
06:00	0	0	1	0	2	1	2	1	0	0	0	0	0	7	39.9
07:00	0	0	0	1	1	2	2	0	0	0	0	0	0	6	38.3
08:00	0	0	0	1	9	10	1	0	0	0	0	0	0	21	37.9
09:00	0	0	2	6	19	6	0	0	0	0	0	0	0	33	34.5
10:00	0	1	2	8	26	10	2	0	0	0	0	0	0	49	35.9
11:00	0	0	3	20	41	10	3	0	0	0	0	0	0	77	34.5
12:00	0	0	1	20	36	8	5	0	0	0	0	0	0	70	35.2
13:00	0	0	2	13	28	13	1	0	0	0	0	0	0	57	35.5
14:00	0	0	3	12	32	16	0	0	0	0	0	0	0	63	35.1
15:00	0	0	0	21	23	7	1	1	0	0	0	0	0	53	35.0
16:00	0	0	2	11	32	6	1	0	0	0	0	0	0	52	33.8
17:00	0	0	2	7	14	3	1	1	0	0	0	0	0	28	34.6
18:00	1	2	0	4	12	3	2	1	0	0	0	0	0	25	37.3
19:00	0	0	0	0	3	4	1	0	1	0	0	0	0	9	39.3
20:00	0	0	0	2	5	0	1	0	0	0	0	0	0	8	33.8
21:00	0	0	0	0	0	1	1	0	0	0	0	0	0	2	39.8
22:00	0	0	1	2	0	1	0	0	0	0	0	0	0	4	31.2
23:00	0	0	0	0	1	0	0	0	0	0	0	1	0	2	54.5
AM Total	0	1	8	36	101	40	12	1	0	0	0	0	1		
PM Total	1	2	11	92	186	62	14	3	1	0	0	1	0		
Total	1	3	19	128	287	102	26	4	1	0	0	1	1		
Percent	0.17%	0.52%	3.32%	22.34%	50.09%	17.80%	4.54%	0.70%	0.17%	0.00%	0.00%	0.17%	0.17%		

Total Vehicles : 573
 30th Percentile : 29.4 MPH
 50th Percentile : 31.1 MPH
 85th Percentile : 35.8 MPH
 95th Percentile : 39.4 MPH
 Average Speed : 32.1 MPH
 Highest Speed : 72.5 MPH

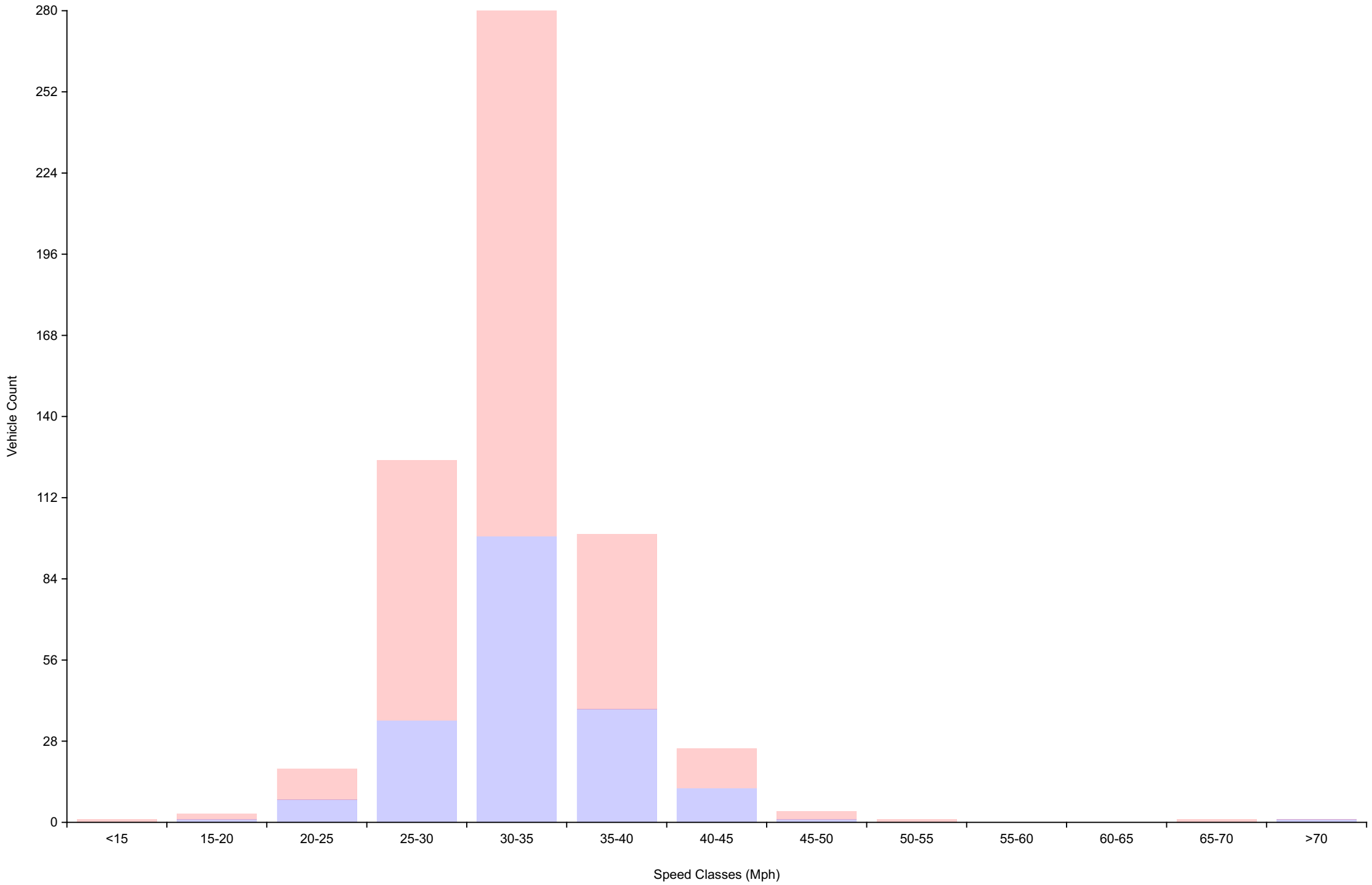
Vehicle Counts By Hour

Daily Overview for Sat Jan 16 2021
(60 Minute Resolution)



Vehicle Counts By Speed Class

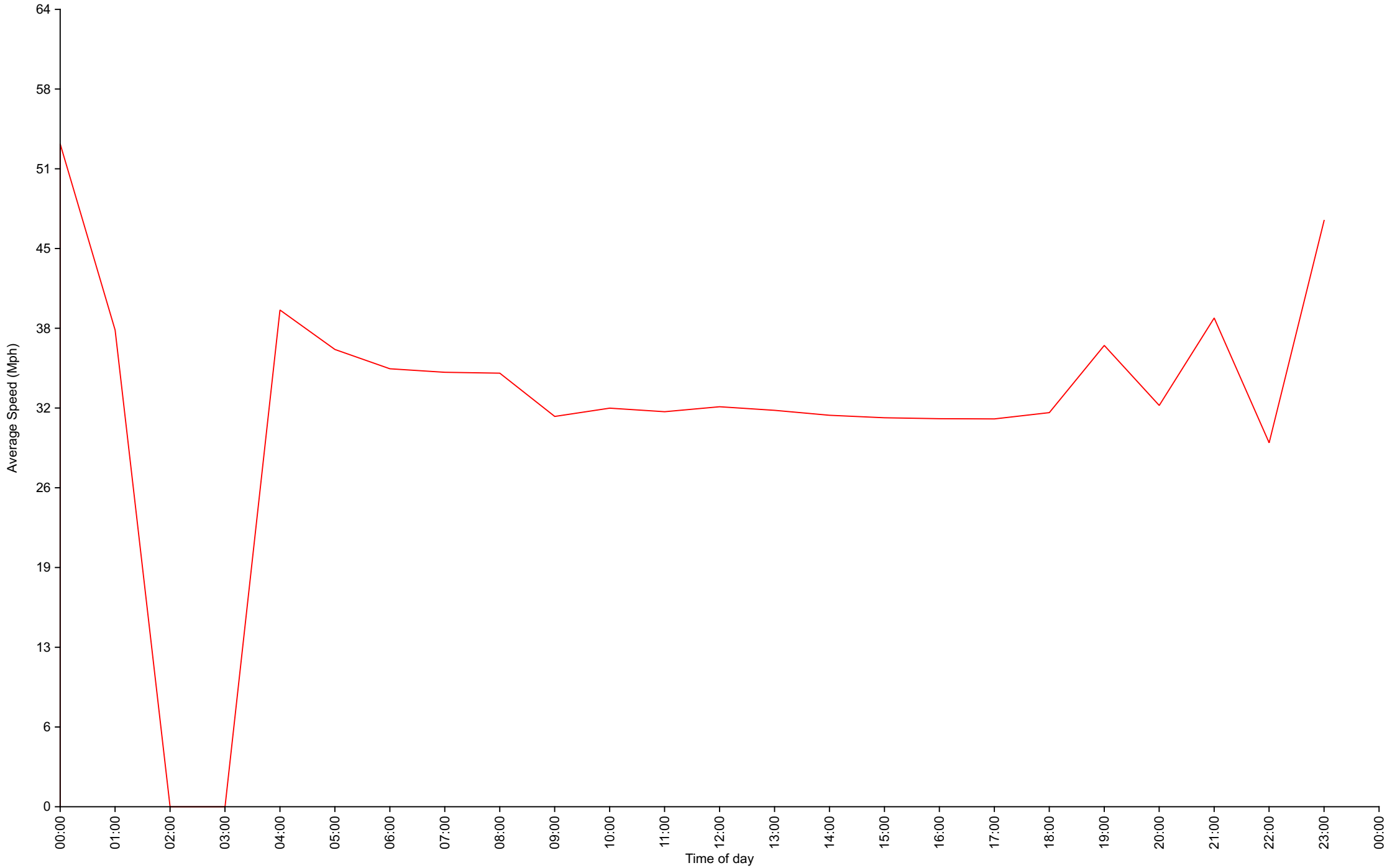
Daily Overview for Sat Jan 16 2021



Average Speed By Hour

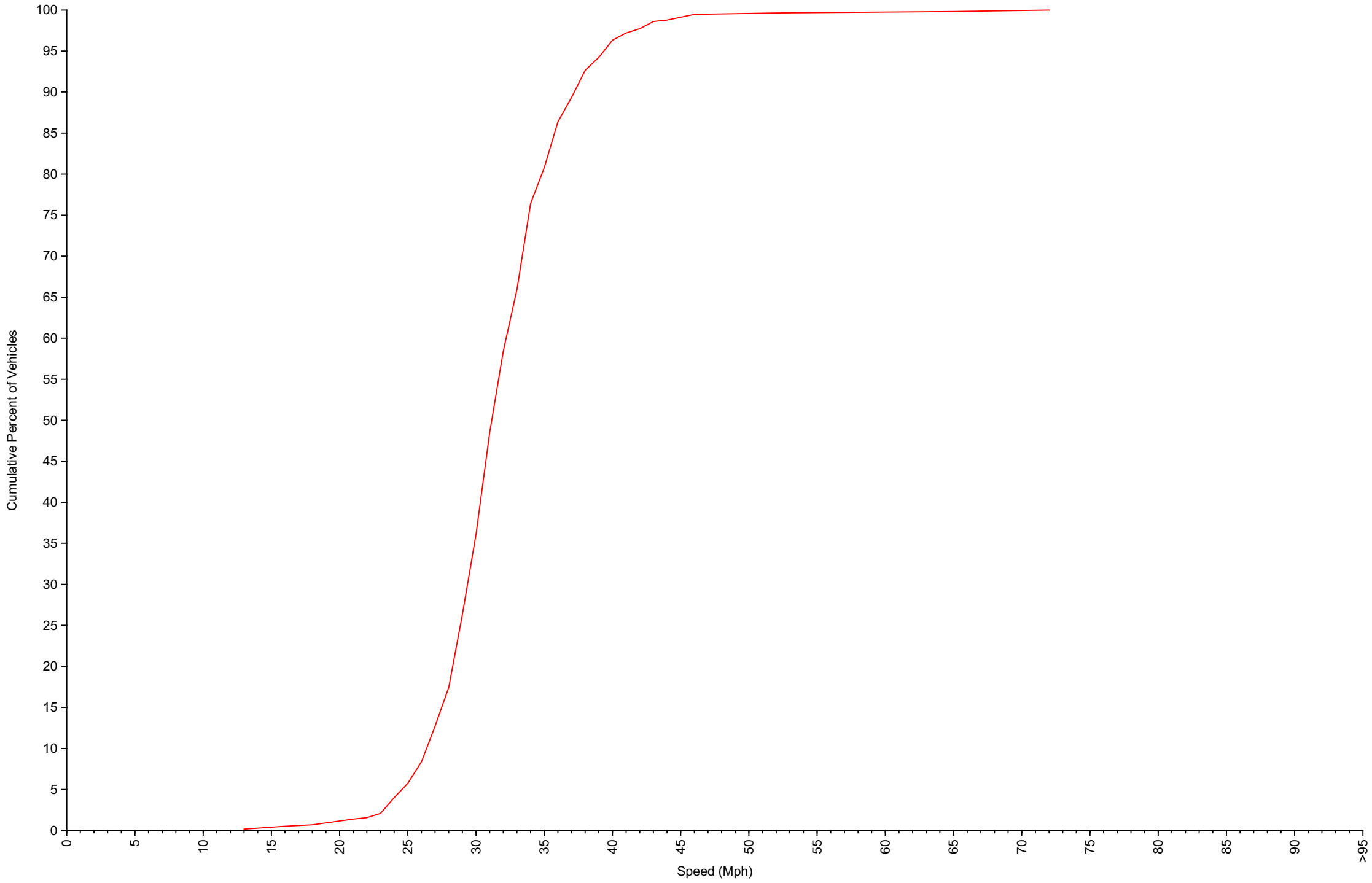
Daily Overview for Sat Jan 16 2021

(60 Minute Resolution)



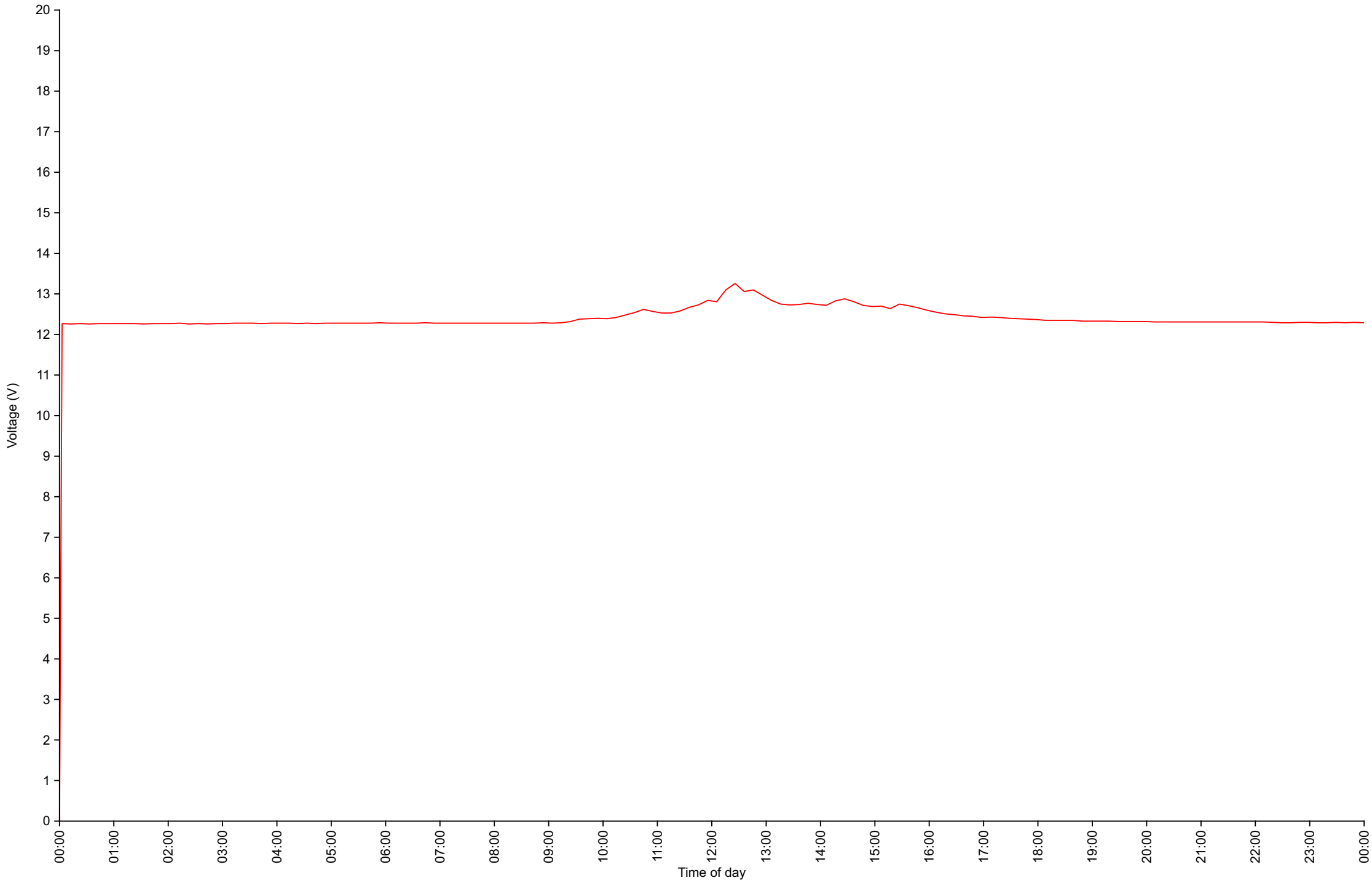
Cumulative Speed Distribution Curve

Daily Overview for Sat Jan 16 2021



Voltage

Daily Overview for Sat Jan 16 2021



Daily Overview for Sun Jan 17 2021

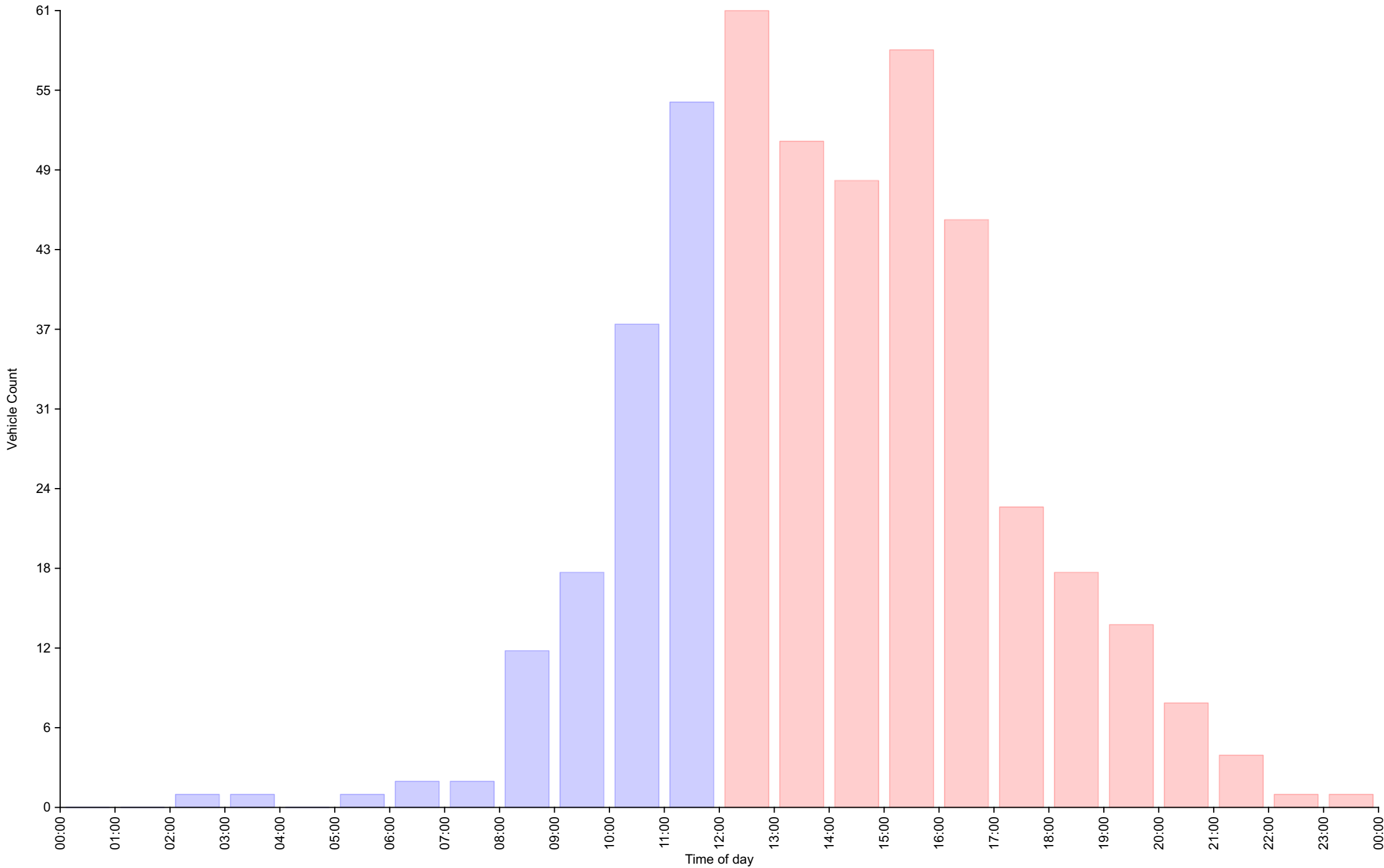
Vehicle Speed Classes (Mph)

	<15	15 20	20 25	25 30	30 35	35 40	40 45	45 50	50 55	55 60	60 65	65 70	>70	Total	85th Percentile
00:00	0	0	0	0	0	0	0	0	0	0	0	0	0	0	0.0
01:00	0	0	0	0	0	0	0	0	0	0	0	0	0	0	0.0
02:00	0	0	0	0	1	0	0	0	0	0	0	0	0	1	33.5
03:00	0	0	0	1	0	0	0	0	0	0	0	0	0	1	24.9
04:00	0	0	0	0	0	0	0	0	0	0	0	0	0	0	0.0
05:00	0	0	0	1	0	0	0	0	0	0	0	0	0	1	27.4
06:00	0	0	0	1	1	0	0	0	0	0	0	0	0	2	29.8
07:00	0	0	0	1	0	1	0	0	0	0	0	0	0	2	34.6
08:00	0	0	0	1	8	2	1	0	0	0	0	0	0	12	35.2
09:00	0	0	0	4	12	1	1	0	0	0	0	0	0	18	32.6
10:00	0	2	4	9	17	5	0	0	0	0	0	0	0	37	33.7
11:00	0	1	4	13	29	5	2	0	0	0	0	0	0	54	33.8
12:00	0	2	3	11	37	8	0	0	0	0	0	0	0	61	33.8
13:00	0	0	4	14	28	5	0	0	0	0	0	0	0	51	33.1
14:00	0	0	4	9	24	10	1	0	0	0	0	0	0	48	35.6
15:00	0	0	3	18	29	7	1	0	0	0	0	0	0	58	33.8
16:00	0	1	4	12	18	7	3	0	0	0	0	0	0	45	34.5
17:00	0	0	0	4	12	5	2	0	0	0	0	0	0	23	38.3
18:00	0	0	0	1	11	4	1	1	0	0	0	0	0	18	37.3
19:00	0	0	0	2	10	2	0	0	0	0	0	0	0	14	34.0
20:00	0	0	0	2	2	2	1	1	0	0	0	0	0	8	39.2
21:00	0	0	0	2	2	0	0	0	0	0	0	0	0	4	31.6
22:00	0	0	0	0	0	1	0	0	0	0	0	0	0	1	35.2
23:00	0	0	0	0	0	1	0	0	0	0	0	0	0	1	36.1
AM Total	0	3	8	31	68	14	4	0	0	0	0	0	0		
PM Total	0	3	18	75	173	52	9	2	0	0	0	0	0		
Total	0	6	26	106	241	66	13	2	0	0	0	0	0		
Percent	0.00%	1.30%	5.65%	23.04%	52.39%	14.35%	2.83%	0.43%	0.00%	0.00%	0.00%	0.00%	0.00%		

Total Vehicles : 460
 30th Percentile : 29.0 MPH
 50th Percentile : 30.7 MPH
 85th Percentile : 34.4 MPH
 95th Percentile : 37.9 MPH
 Average Speed : 31.1 MPH
 Highest Speed : 47.2 MPH

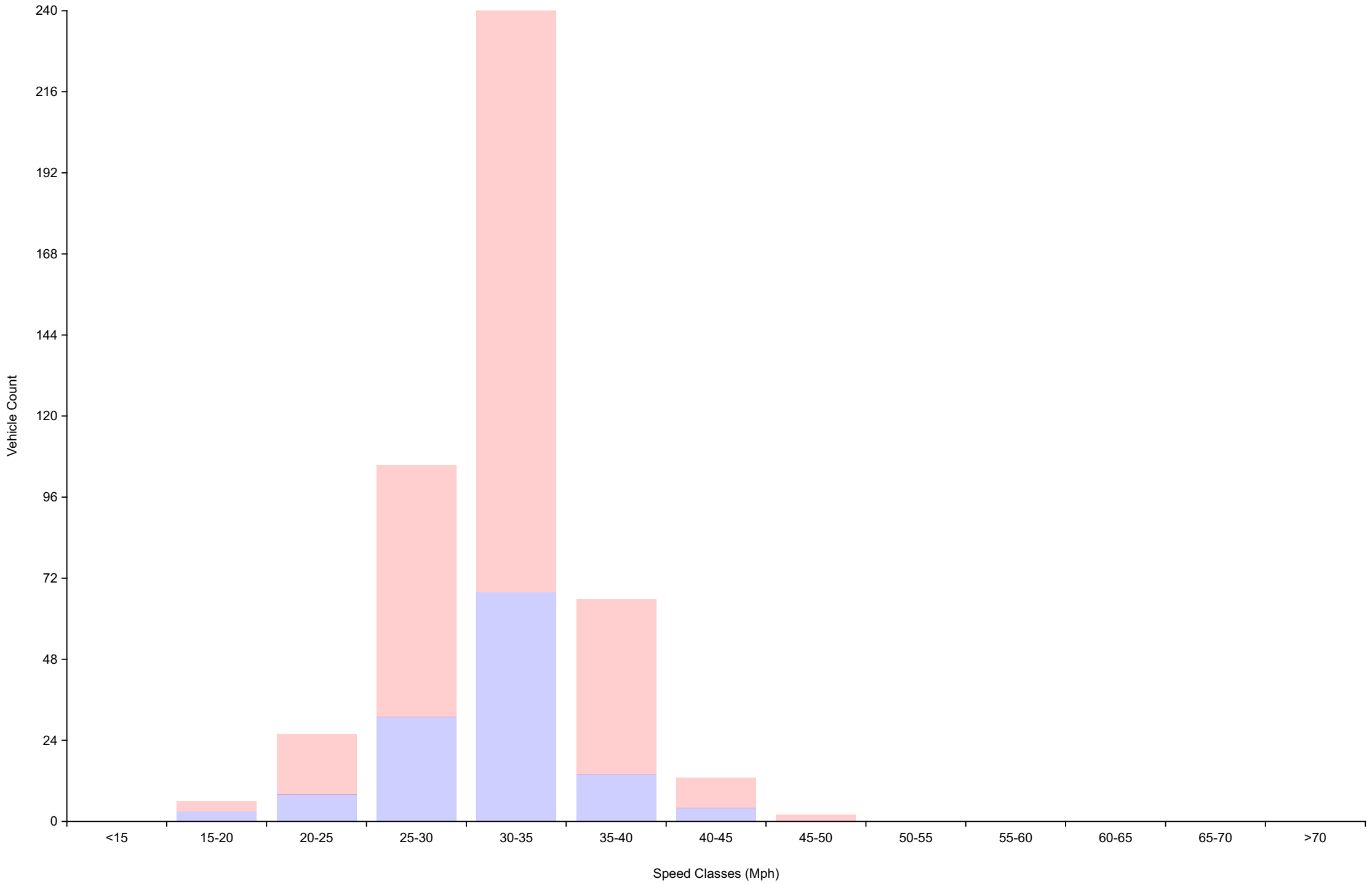
Vehicle Counts By Hour

Daily Overview for Sun Jan 17 2021
(60 Minute Resolution)



Vehicle Counts By Speed Class

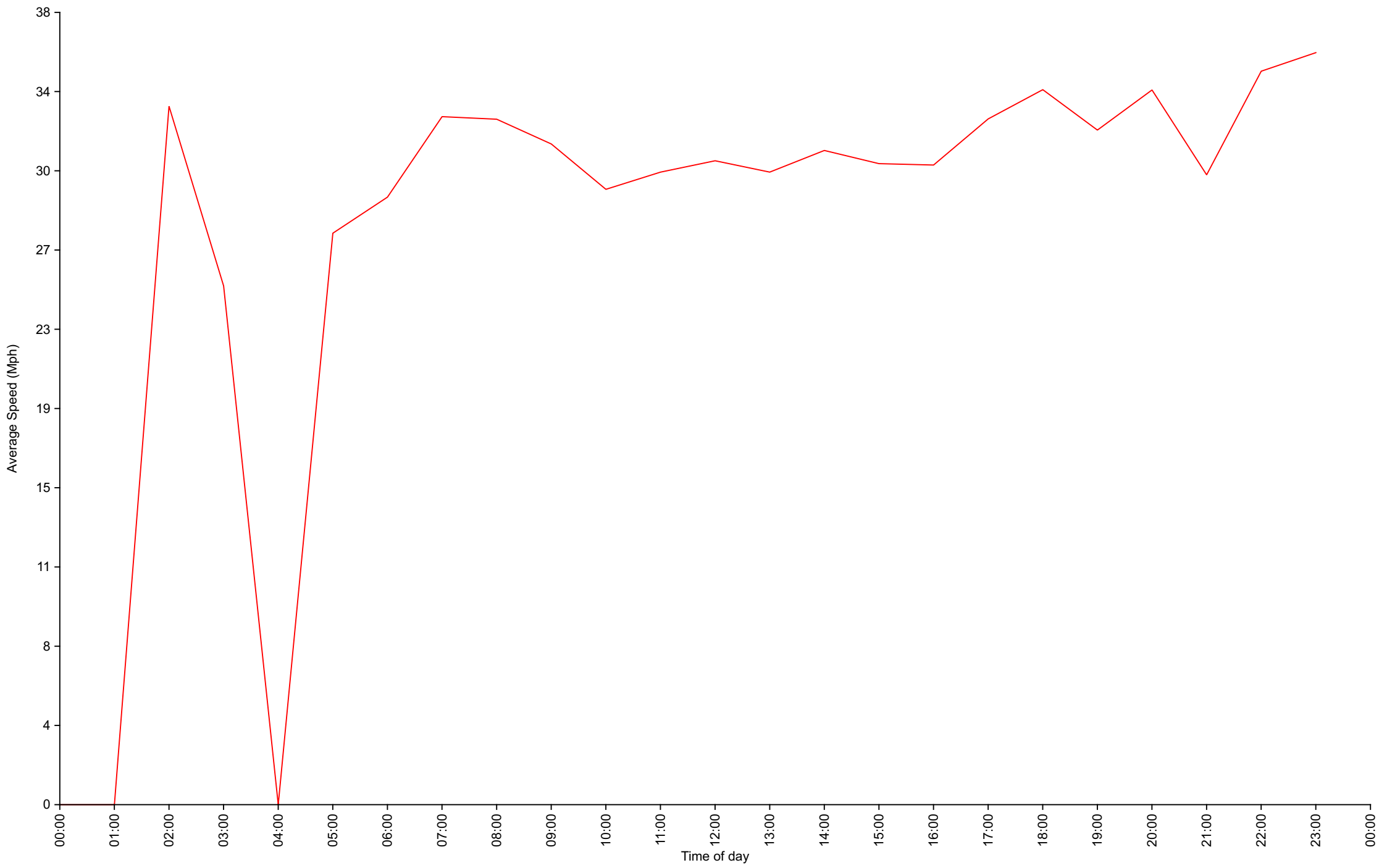
Daily Overview for Sun Jan 17 2021



Average Speed By Hour

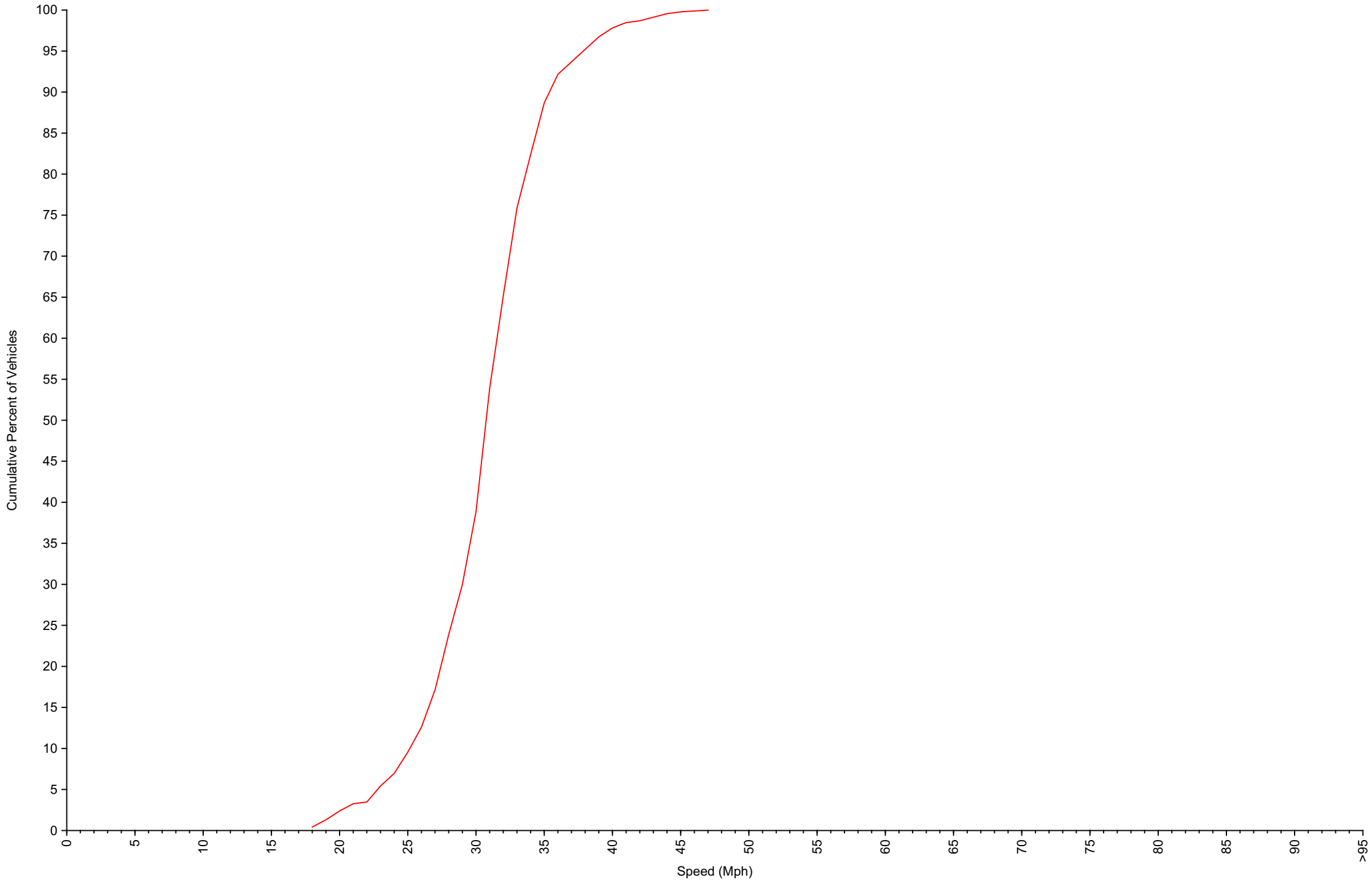
Daily Overview for Sun Jan 17 2021

(60 Minute Resolution)



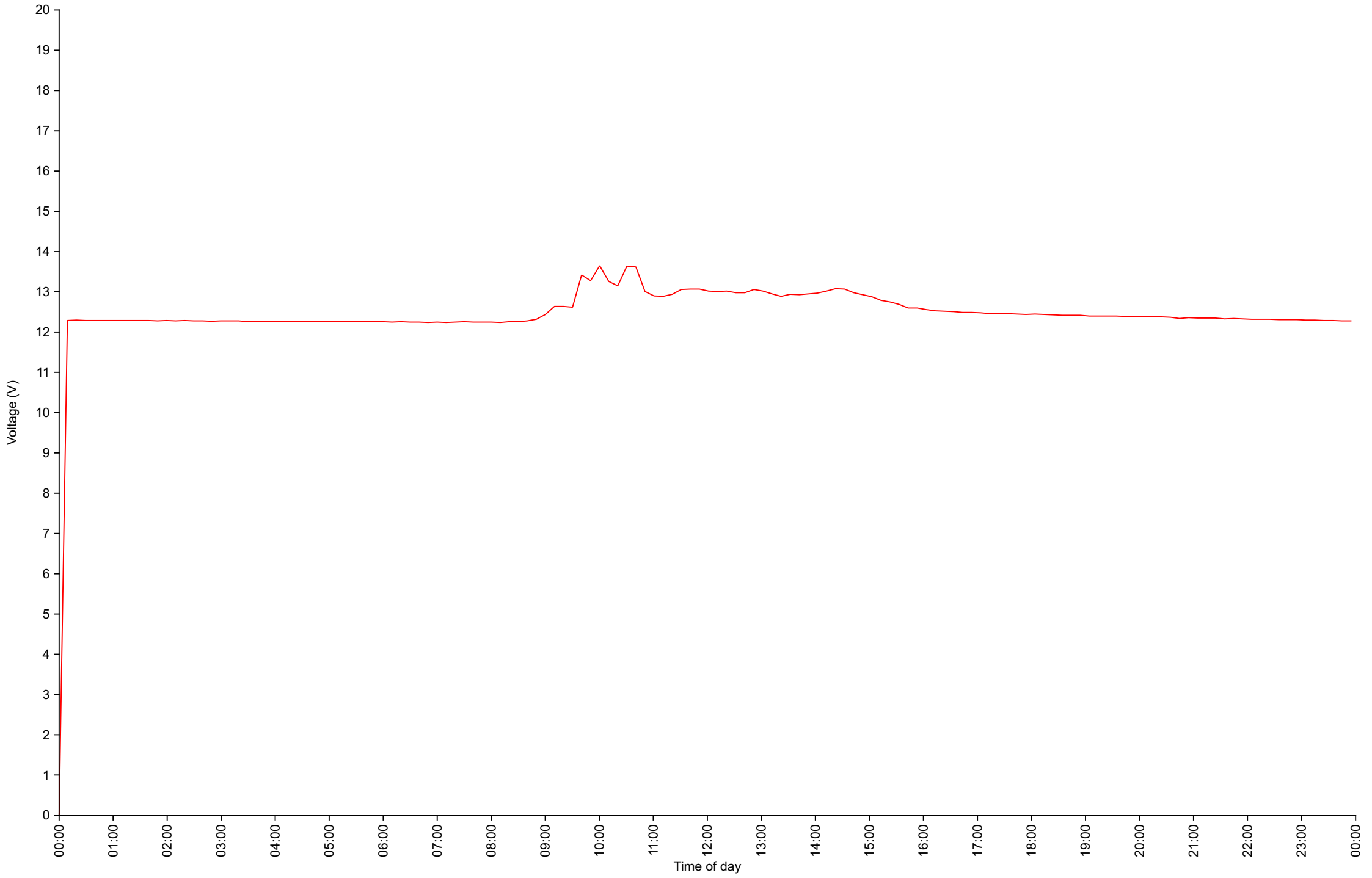
Cumulative Speed Distribution Curve

Daily Overview for Sun Jan 17 2021



Voltage

Daily Overview for Sun Jan 17 2021



Daily Overview for Tue Jan 19 2021

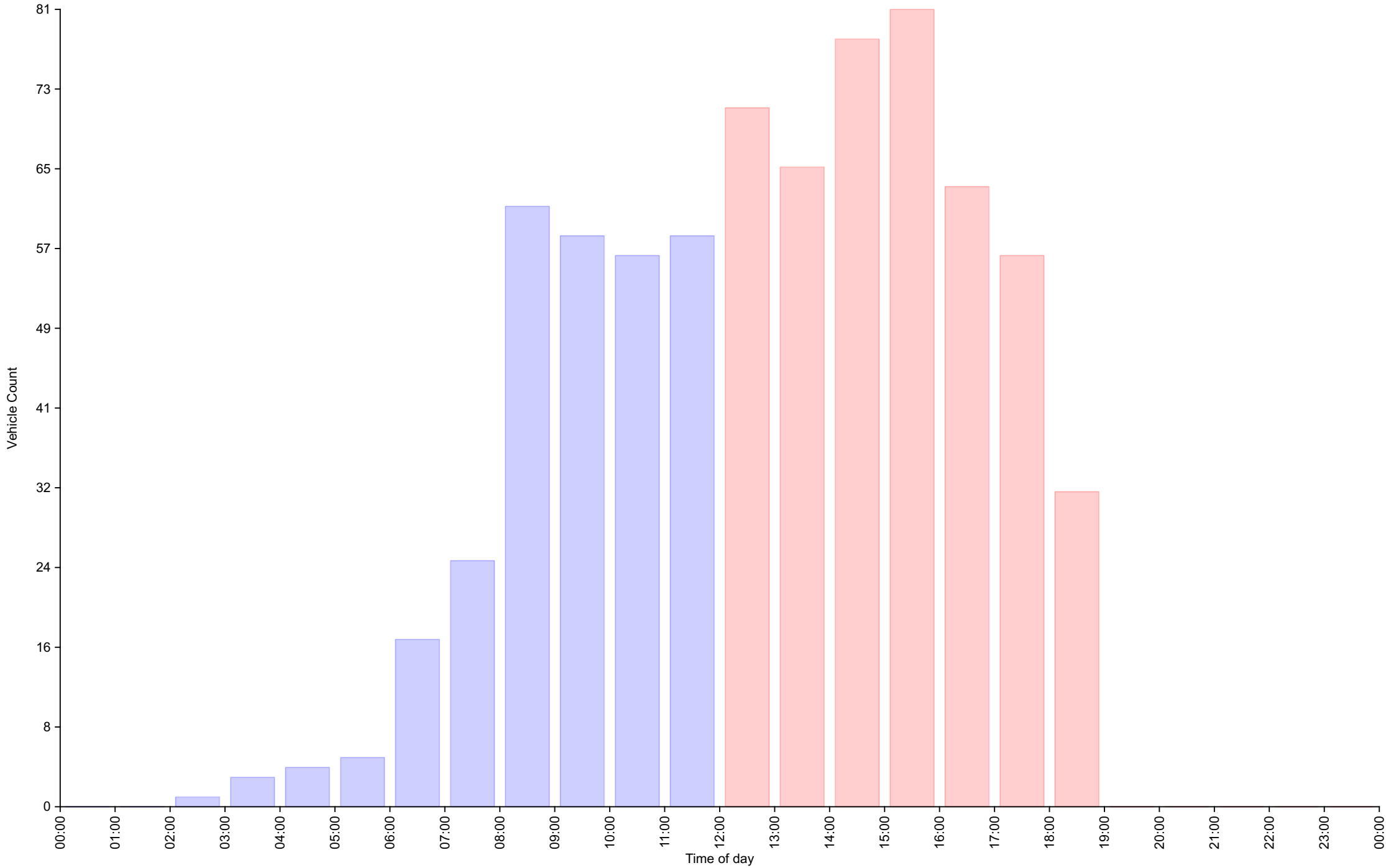
Vehicle Speed Classes (Mph)

	<15	15 20	20 25	25 30	30 35	35 40	40 45	45 50	50 55	55 60	60 65	65 70	>70	Total	85th Percentile
00:00	0	0	0	0	0	0	0	0	0	0	0	0	0	0	0.0
01:00	0	0	0	0	0	0	0	0	0	0	0	0	0	0	0.0
02:00	0	0	0	0	1	0	0	0	0	0	0	0	0	1	29.6
03:00	0	0	0	0	0	1	2	0	0	0	0	0	0	3	40.5
04:00	0	0	0	2	0	0	0	2	0	0	0	0	0	4	46.8
05:00	0	0	0	0	2	1	2	0	0	0	0	0	0	5	40.0
06:00	0	0	0	4	3	8	2	0	0	0	0	0	0	17	38.4
07:00	0	1	0	6	12	6	0	0	0	0	0	0	0	25	36.3
08:00	0	0	0	11	36	11	1	2	0	0	0	0	0	61	35.6
09:00	0	0	1	17	23	14	3	0	0	0	0	0	0	58	36.1
10:00	0	0	3	16	26	9	1	1	0	0	0	0	0	56	35.1
11:00	0	0	2	14	28	11	3	0	0	0	0	0	0	58	36.1
12:00	0	0	0	16	41	10	4	0	0	0	0	0	0	71	35.2
13:00	0	0	3	12	41	9	0	0	0	0	0	0	0	65	33.9
14:00	0	0	0	22	36	16	4	0	0	0	0	0	0	78	35.7
15:00	0	0	0	22	44	13	2	0	0	0	0	0	0	81	35.0
16:00	0	0	0	14	32	14	2	0	1	0	0	0	0	63	36.3
17:00	0	0	1	16	29	6	4	0	0	0	0	0	0	56	34.8
18:00	0	1	0	8	17	6	0	0	0	0	0	0	0	32	34.4
19:00	0	0	0	0	0	0	0	0	0	0	0	0	0	0	0.0
20:00	0	0	0	0	0	0	0	0	0	0	0	0	0	0	0.0
21:00	0	0	0	0	0	0	0	0	0	0	0	0	0	0	0.0
22:00	0	0	0	0	0	0	0	0	0	0	0	0	0	0	0.0
23:00	0	0	0	0	0	0	0	0	0	0	0	0	0	0	0.0
AM Total	0	1	6	70	131	61	14	5	0	0	0	0	0		
PM Total	0	1	4	110	240	74	16	0	1	0	0	0	0		
Total	0	2	10	180	371	135	30	5	1	0	0	0	0		
Percent	0.00%	0.27%	1.36%	24.52%	50.54%	18.39%	4.09%	0.68%	0.14%	0.00%	0.00%	0.00%	0.00%		

Total Vehicles : 734
 30th Percentile : 29.4 MPH
 50th Percentile : 31.0 MPH
 85th Percentile : 35.7 MPH
 95th Percentile : 38.9 MPH
 Average Speed : 32.0 MPH
 Highest Speed : 51.6 MPH

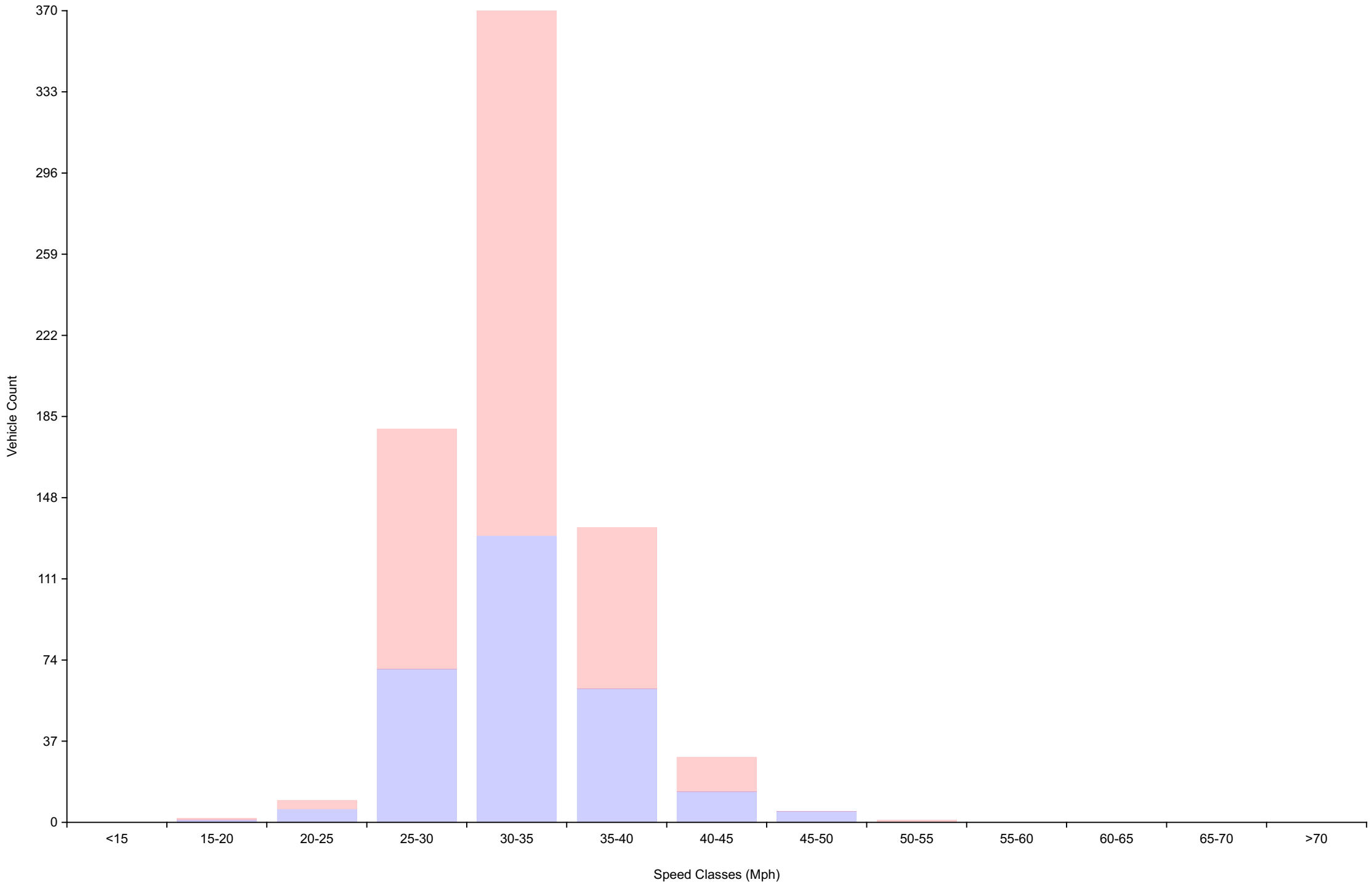
Vehicle Counts By Hour

Daily Overview for Tue Jan 19 2021
(60 Minute Resolution)



Vehicle Counts By Speed Class

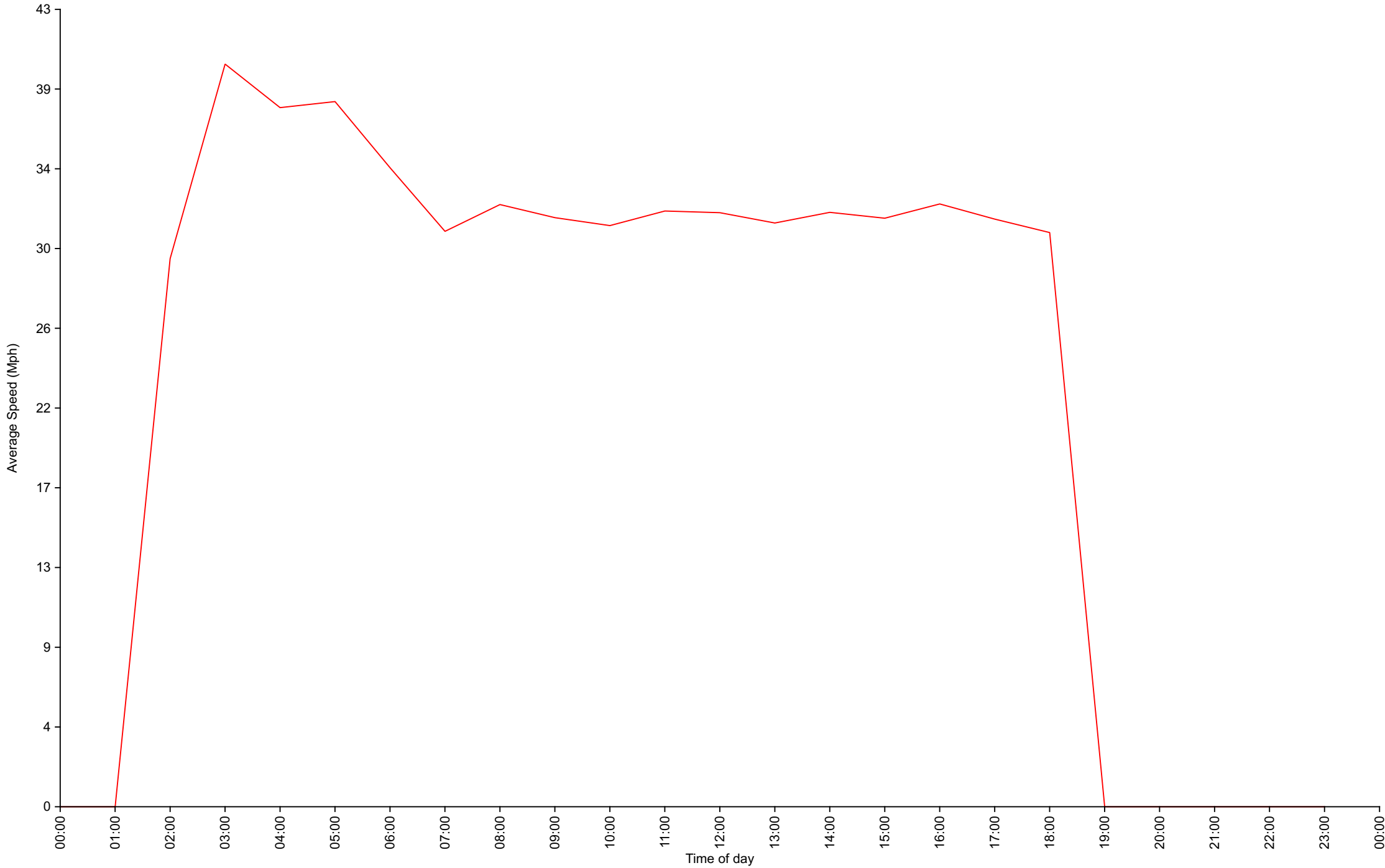
Daily Overview for Tue Jan 19 2021



Average Speed By Hour

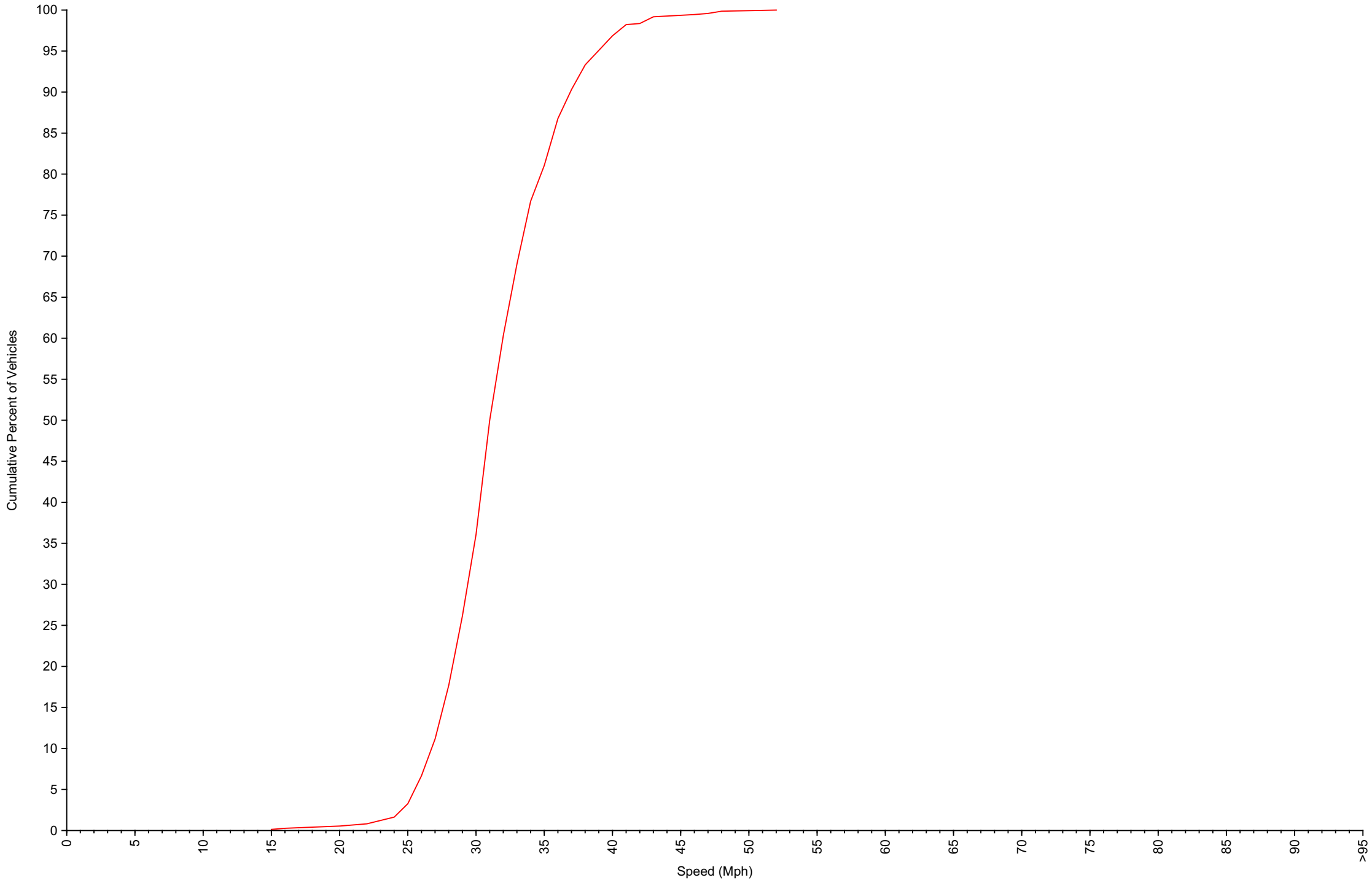
Daily Overview for Tue Jan 19 2021

(60 Minute Resolution)



Cumulative Speed Distribution Curve

Daily Overview for Tue Jan 19 2021



Voltage

Daily Overview for Tue Jan 19 2021

